



Table Tennis Australia

2015 Annual Report



Contents

Table Tennis Organisational Structure.....	2
About.....	3
Chairman's Report	4
CEO Report.....	5-7
Australian Sports Commission Message	8
Membership and Volunteer Statistics	9
Domestic Results.....	10-17
International Results	18-22
Australian Team Representatives	23-30
National Awards.....	31
Rankings	32-33
National Able Bodied High Performance Rankings.....	32-33
Para Table Tennis Squad	33
Financial Report	34-61
State / Territories Reports	62-78
Tasmanian Table Tennis Association.	62
Western Australian Table Tennis Association.....	63
ACT Table Tennis Association	64-70
Table Tennis Queensland.....	70-74
Table Tennis Victoria.....	74
Table Tennis New South Wales.....	75
Table Tennis South Australia.....	76-77
Table Tennis Northern Territory	78

Table Tennis Australia would like to acknowledge those people who have provided images for this report.

Table Tennis Organisational Structure


TTA Board of Management



From left to right

William Goodier (Chairman), Philip Males, Barbara Talbot, Leonie Whiteford, Jenny Han, Michael Hartung, David Wilson, Katrina Forster & Dennis O'Brien

TTA Staff



From left to right

Peter Marriott (Chief Executive Officer), Sue Stevenson (National Development & Inclusion Manager), Jens Lang (National Head Coach & High Performance Manager), Ryan Wiegand (National Event Manager), Caitlin Mitchell (Finance & Administration Officer), Christian Holtz (Sport for Development Manager), Tiffany Angliss (National Participation & Marketing Executive), Roger Massie (National Para Head Coach)

About

Affiliated Associations

Table Tennis Queensland
Table Tennis New South Wales
Table Tennis ACT
Table Tennis Western Australia
Table Tennis Tasmania
Table Tennis Victoria
Table Tennis Northern Territory
Table Tennis South Australia

Life Members

Mr. Jim Bond (QLD)	Mr. Alan Cleaves (VIC)*
Mr. Cecil Shaw (QLD)	Mr. Len Haycraft OAM (VIC)*
Mr. Paul Pinkewich (NSW)	Dr. John Jackson (SA)*
Mr. Angelo Tabone (VIC)	Mr. Ron Jones (VIC)*
Mr. Robert Tuckett (VIC)	Mr. Joe Nies (NSW)*
Mr. Neil Harwood OAM (TAS)	Mr. Ron Vardon (SA)*
Mr. Len Hitchen (WA)	Mr. Laurie Wharmby OAM (TAS)*
Steve Knapp (VIC)	Miss. Norma Callinan (NSW)*
Philip Males (NSW)	Mr. Keith Bowler OAM (NSW)

*Deceased

Chairman's Report

William Goodier

The past year has presented many challenges, mainly due to the rapid growth of our sport within Australia and Oceania and most recently our involvement with our Asian neighbours. I am pleased to say we are on track thanks to the team from Table Tennis Australia. We have a very good team on the staff now and we can look to the future with confidence.

Everyone has played a part in our journey and I am deeply grateful to my board colleagues, our senior management team and the staff at Table Tennis Australia, and our valued volunteers in their many roles that have helped, advised and supported us throughout this past year.

We are one of the few sports able to deliver at many levels for many people in the community and we are capitalising on this opportunity. The Australian Sports Commission also recognises our potential and has supported us with a very generous participation programme.

Table Tennis Australia is putting the States and Territories and the clubs and players at the heart of what we do. It is the grass roots membership who are the backbone of our sport. We want to work closely with you to deliver table tennis at a competitive level to all ages and all standards.

Our elite athletes are on track to do well in the international arena, but it is the potential in our younger players which gives us much hope for the future leading into the Commonwealth Games on our home soil in 2018, and beyond.

Both Peter Marriott and I have worked hard to create relationships both here in Australia and overseas with our stakeholders, sponsors and suppliers. This has borne fruit with greater support from the ASC in our high performance our participation and our work in Oceania and Asia with our Smash Down Barriers programme. Also our sponsorship is growing from non-Government sources of which I am extremely pleased.

2016 is an Olympic year and I must mention the Paralympic programme which is by ASC's own words, the model they are using for other sports in the Para program. We can be very proud of this especially with Sue Stevenson guiding it. Melissa Tapper is undoubtedly the star of table tennis as she has qualified for both the Olympics and Paralympics in Rio the first time in Australian Table Tennis.

I have been the chairman/President of Table Tennis Australia since 2004 to 2006 and again from 2008 to now. I am positive our best years are in front of us and the work put in to get where we are now is the platform to gain greater achievements. That would not be the case without the co-operation and support of a large number of people. I am truly grateful for that and for the faith placed in me and Table Tennis Australia and our programmes.

The stability of Table Tennis Australia over the past 8 years has had a huge bearing on our ability to source funding and sponsorships as we present as a very strong and stable organisation with solid plans for growth over the next decade.

Chief Executive Officer's Report

Peter Marriott

Table tennis Australia continues to grow in all areas of its activities and for the first time in many years this progress has been recognised by the Australian Sports Commission (ASC) and other funding partners.

On the back of a strong performance in Glasgow (2014 Commonwealth Games) our High Performance abled body program was elevated to the Australian Winning Edge (a classification of ASC) and received an increase of \$150,000 in annual funding. This was the first real funding increase this program has received in almost 8 years.

The Para High Performance Program continues to perform well against AIS targets, as does the Participation Program. TTA expanded its participation program with the introduction of the new Australian Sports Commission's *Sporting Schools Program*. Tiffany Angliss was employed as the new Marketing and Development Executive to manage the Sporting Schools Program and to provide TTA with marketing insights in the future. TTA's Sporting Schools Program started in the 3rd term of 2015, and produced solid results in the number of schools conducting table tennis programs in both term 3 and term 4 of 2015. The ASC provided TTA with additional funding to provide schools with equipment in order to conduct programs. This equipment in the schools will continue to provide a legacy for the sport and will encourage the schools to continue to deliver table tennis in years to come.

Another positive development in the participation program was the employment of State Development Officers in each State and Territory to help deliver Sporting School programs and participation increases. While the State Development Officer program is

short term at this stage it is hoped that TTA and the State and Territory Associations will be able to extend this program past 2016 for the betterment of the sport.

This has all been evidenced through the Australian Sports Commissions Annual Sports Performance Review (ASPR) where TTA scored strongly against the set KPI's.

The Pacific Sports Partnership Program (PSP) continued to excel under the leadership of Christian Holtz, the Disability Program conducted in Fiji, Kiribati and Vanuatu is the benchmark across all sports currently involved in the PSP program. The program now under the auspices of the Department of Foreign Affairs and Trade (DFAT) has grown in reputation and funding and TTA has now been successful in its application to extend the program into Asia under the newly released Asian Sports Partnership Program (ASP). TTA will work with Thailand to increase the number of people with a disability playing table tennis and this will assist our High Performance Program with camps in Thailand in the future.

On court there were a number of successes in both abled body and Para programs. William Henzell and Jian Fang Lay respectively won their way through to the World Men's and Women's World Cups by winning the Oceania Cup in Bendigo. Australia held its first World Junior Circuit event in many years at the TTA Seagull's Club venue and Jasmine Chao was crowned the U18 Girl's Singles Champion defeating her Chinese opponent in the Girl's Singles final.

Career best wins were recorded by Kane Townsend, David Powell and Melissa Tapper at the World Team Cup in Dubai, while Dominic Huang and Jake Duffy recorded career best

wins against Korea at the World

Junior Circuit event. Benjamin Gould and Georgina Newton qualified for the World Cadet Challenge in 2015 after strong results in the Oceania Junior Championships.

TTA hosted the Oceania Para Regional Championships in Bendigo during 2015 and qualified 4 athletes for the 2016 Rio de Janeiro Paralympic Games, this number of athletes has now risen to 5 with Sam von Einem, Andrea McDonnell, Melissa Tapper, Barak Mizrahi and Danni Di Toro all qualifying a spot for Rio. Danni Di Toro has also been awarded the honour of Team Captain of the entire Australian Paralympic Team as announced by the Australian Paralympic Games. Danni was a talent transfer athlete for Para Tennis and has made a great shift to table tennis within a relatively short time period.

Members of the Australian Para Table Tennis Squad competed in international events in Spain, Thailand and Korea during 2015 recording exceptional results. Larissa Brown was brought on in 2015 as an assistant coach for the Thailand Para Open and did a tremendous job.

With the Rio Olympic team now selected attention has been focused on how to achieve medal results and TTA has developed a new system known as the VITAE system which allows our coaches to watch and conduct training sessions remotely with the athletes using technology such as iPads and go to meeting software. This system will be slowly rolled out across all programs as we try to work smarter rather than harder across the country.

This was just one development in High Performance - other changes were a restructure to the coaching courses, the introduction of the Athlete Monitoring System and TTA has commenced working with the AIS

on developing the Athlete Pathway

Framework. All of these changes will begin to appear more during the latter part of 2016 and will establish a uniform system of monitoring and developing our high performance athletes.

A big thank you to all of the States who conducted National Championships throughout 2015, Tasmania hosted the Para Championships, Queensland hosted the largest ever Australian Veteran Championships, South Australia hosted the Junior Championships as well as the first ever Pacific School Games. Finally Victoria hosted a very successful National Championships.

I would like to thank the various commercial sponsors of TTA with special mention to our uniform sponsor Shanghai Double Happiness/Nittaku and to James Ro – RBK Nutraceuticals and Norman Li – Ozcare, without their financial support many of the events we hold would not be possible.

It goes without saying that all of the work could not be achieved without the efforts of the TTA staff. While there were some changes to staff in 2015 I would like to acknowledge all of them for their contribution to the sport. These staff work well beyond what is considered normal hours and need to be acknowledged as follows:

- Sue Stevenson; National Development and Inclusion Manager
- Jens Lang; National High Performance Manager/National Head Coach
- Christian Holtz; Oceania Para Development Officer
- Tiffany Angliss; National Development and Marketing Executive

- Ryan Wiegand; replaced Bonnie Elliott as the National Event Manager
- Caitlin Mitchell; replaced Ara Jo as the Administration and Finance Officer
- Roger Massie; National Para Head Coach

The Staff however could not do their work without the support of the volunteers and staff in each State and Territory and in all of

the affiliated clubs. TTA thanks you for your ongoing commitment to the sport.

I would also like to acknowledge the work of the TTA Board and its Chairman for their support of the office staff.

Finally in closing I would like to thank our funding partners the Australian Sports Commission, Australian Institute of Sport, the Australian Commonwealth Games Association and the Australian Olympic and Paralympic Committees. Their support is not just in financial resources but in guidance on policy and process and unwavering support of our athletes.

Australian Sports Commission Message

John Wylie AM

The past year has seen considerable success and progress for Australian sport on the world stage, for the Australian Sports Commission (ASC) and our elite sport partners and athletes.

The Government's 2014–15 investment of nearly \$120 million continues to be refined to ensure funding is aligned to sports with the greatest potential to contribute to Australia's Winning Edge 2012–2022 targets and maximise our chances at success.

Since Winning Edge was launched, the AIS re-allocated \$20 million of high performance funding among sports and boosted direct athlete funding (dAIS) by \$3.6 million or 40 per cent.

The Sports Tally 2015 — the annual report card for Australian sports — revealed promising signs as we gear up for the Rio 2016 Olympic and Paralympic Games, while highlighting some of the challenges presented by our performance at the 2014 Glasgow Commonwealth Games.

In March the Commission launched Play.Sport.Australia. — Our plan to help NSOs build participation in sport and make sure all Australians enjoy its benefits. Sports have the opportunity to attract more than 4.5 million Australians into their communities. It's important that we work together to ensure

that more Australians, particularly young Australians, participate in sport more often and that we have strong organisations that deliver the products and opportunities Australians want.

Some highlights in 2014-15 included:

- Personal excellence — The most significant athlete wellbeing program in AIS history, incorporating myAISPlaybook — a new high performance athlete learning and development platform.
- AIS Sports Draft — Athletes selected in this fast-tracked development came together at the AIS to share their journeys as they transition to Olympic or Commonwealth Games sports.
- AIS Centre for Performance Coaching and Leadership — More than 45 coaches graduated from the centre, providing development and mentoring for our brightest coaches and administrators.

As our attention starts to focus on Rio and the major events leading up to the Games, I look forward to the ASC teaming up with your organisation to help put our athletes in the best possible position and enhance our chances of success.

Membership and Volunteer Statistics

Membership Statistics 2005 – 2015

	2005	2006	2007	2008	2009	2010	2011	2012	2013	2014	2015	Annual Change
ACT	290	314	302	334	240	328	366	375	250	301	253	-48
NSW	756	823	885	896	770	1151	1312	1965	2555	1719	1625	-94
NT	152	152	152	152	100	104	93	89	119	280	202	-78
QLD	1470	1577	1456	1520	1354	1406	1559	1714	1696	1635	1710	+75
SA	507	632	654	940	1109	907	825	801	880	927	795	-132
TAS	272	311	406	419	406	395	523	521	547	420	481	+61
VIC	3310	3373	3739	3228	3427	3105	3544	3511	3676	3490	4218	+728
WA	235	268	269	274	232	271	262	308	339	329	423	+94
Totals	7203	7450	7836	7745	7638	7667	8484	9284	10062	9101	9707	+606

National Coaching Accreditation Scheme (NCAS) 2012 – 2015

	2012				2013				2014				2015				Annual Change
Level	1	2	3	Total	1	2	3	Total	1	2	3	Total	1	2	3	Total	
ACT	7	1	0	8	8	1	1	10	6	3	1	10	8	3	1	12	+2
NSW	68	9	6	83	63	11	6	80	74	12	7	93	85	11	6	102	+9
NT	4	0	0	4	5	0	0	5	7	3	0	10	7	3	0	10	0
QLD	31	13	1	45	36	14	1	51	37	13	2	52	46	14	2	59	+7
SA	35	6	4	45	31	7	4	42	40	10	6	56	35	8	3	46	-10
TAS	3	1	1	5	3	0	1	4	6	1	1	8	8	2	1	11	+3
VIC	55	10	4	69	42	12	6	60	35	14	7	56	20	14	6	40	-16
WA	3	2	2	7	3	2	2	7	1	3	1	5	10	3	1	14	+9
Totals	206	42	18	266	191	47	21	259	206	59	25	290	219	58	20	297	+7

National Officiating Accreditation Scheme (NOAS) 2012 – 2015

	2012				2013				2014				2015				Annual Change
Level	State	Nat	Int	Total	State	Nat	Int	Total	State	Nat	Int	Total	State	Nat	Int	Total	
ACT	0	0	0	0	0	0	0	0	2	0	0	2	3	0	0	3	+1
NSW	1	1	1	3	3	1	1	5	4	1	1	6	7	1	1	9	+3
NT	0	0	0	0	0	0	0	0	0	0	0	0	0	0	0	0	0
QLD	10	3	0	13	13	4	0	17	15	7	0	22	12	7	3	20	-2
SA	5	0	0	5	7	1	0	8	15	1	0	16	16	3	0	19	+3
TAS	0	0	0	0	0	0	0	0	0	0	0	0	0	0	0	0	0
VIC	8	0	0	8	9	0	0	9	18	1	0	19	26	6	0	32	+13
WA	2	0	0	2	2	0	0	2	3	0	0	3	2	0	0	2	-1
Total	26	4	1	31	34	6	1	41	57	10	1	68	66	17	3	86	+18

*State = State

*Nat = National

*Int = International

Domestic Results

2015 NATIONAL PARA CHAMPIONSHIPS HOBART, TASMANIA; 23 JANUARY – 27 JANUARY

Men's Open Wheelchair Singles

Gold – Jesse Chen (NSW)
Silver – Rod Squires (TAS)
Bronze – Steven Gow (NSW)
Bronze – James Goulding (NZ)

Wheelchair Women's Singles

Gold – Catherine Morrow (VIC)

Men's Open Standing Singles Class 6-11 & Deaf

Gold – Joel Coughlan (QLD)
Silver – Sam von Einem (SA)
Bronze – Barak Mizrahi (VIC)
Bronze – Peter McKay (VIC)

Women's Open Standing Singles Class 6-11 & Deaf

Gold – Melissa Tapper (VIC)
Silver – Andrea McDonnell (QLD)
Bronze – Rebecca Julian (VIC)
Bronze – Larissa Brown (QLD)

Men's Class 11 Singles

Gold – Sam von Einem (SA)
Silver – Rory Carroll (VIC)
Bronze – Ashley Parrott (QLD)

Women's Class 11 & Deaf Singles

Gold – Louise Antonovich (VIC)
Silver – Kate Juillerat (QLD)
Bronze – Ann Rossiter (SA)

Men's Deaf Singles

Gold – Michael Louey (ACT)

Men's Wheelchair Doubles

Gold – Steven Gow / Jessie Chen (NSW)

Men's Open Standing Doubles

Gold – Barak Mizrahi (VIC) / Connor Johnstone (WA)
Silver – Jackson Meyn / Joel Coughlan (QLD)
Bronze – James Swanbury (SA) / Peter McKay (VIC)
Bronze – Henry Anastasi (NSW) / Michael Louey (ACT)

Women's Open Standing Doubles

Gold – Andrea McDonnell / Larissa Brown (QLD)

Open Mixed Standing Doubles

Gold – Joel Coughlan (QLD) / Melissa Tapper (VIC)
Silver – Jackson Meyn / Andrea McDonnell (QLD)

Men's Class 11 and Deaf Doubles

Gold – Henry Anastasi (NSW) / Michael Louey (ACT)
Silver – Sam von Einem / James Swanbury (SA)

Women's Class 11 and Deaf Doubles

Gold – Louise Antonovich (VIC) / Kate Juillerat (QLD)

Mixed Class 11 and Deaf Doubles

Gold – Rory Carroll / Louise Antonovich (VIC)
Silver – Ashley Parrott / Kate Juillerat (QLD)

Junior Singles Class 6-11

Gold – Connor Holdback (SA)
Silver – Sasha Dansereau (NSW)

Class 4-5 Singles

Gold – Jesse Chen (NSW)
Silver – Rod Squires (TAS)
Bronze – Steven Gow (NSW)
Bronze – James Goulding (NZ)

Class 6-7 Singles

Gold – Trevor Hirth (VIC)
Silver – Jake Ballestrino (VIC)
Bronze – Rebecca Julian (VIC)
Bronze – Yasir Hussaini (SA)

Class 8 Singles

Gold – Barak Mizrahi (VIC)
Silver – Paulo Umetsu (NSW)
Bronze – James Swanbury (SA)
Bronze – Connor Johnstone (WA)

Class 9-10 Men's Singles

Gold – Joel Coughlan (QLD)
Silver – Peter McKay (VIC)
Bronze – Geoff Young (NSW)

Class 9-10 Women's Singles

Gold – Melissa Tapper (VIC)
Silver – Andrea McDonnell (QLD)

Class 3-4 Open Wheelchair Teams

Gold – NSW (Jesse Chen / Steven Gow)
Silver – NZ / VIC (James Goulding / Rosalie Turnbull)

Standing Class 6-7 Teams

Gold – SA (Connor Holdback / Yasir Hussaini)
Silver – VIC (Trevor Hirth / Jake Ballestrino)
Bronze – VIC 2 (Rebecca Julian / Sy Pham / Brendan Bastin)

Standing Class 8-10 Teams

Gold – QLD (Andrea McDonnell / Jackson Meyn)
Silver – VIC / WA (Peter McKay / Connor Johnstone)
Bronze – NSW (Geoff Young / Paulo Umetsu)

Class 11 and Deaf Teams

Gold – SA (Sam von Einem / James Swanbury)
Silver – NSW / ACT (Henry Anastasi / Michael Louey)
Bronze – VIC (Rory Carroll / Louise Antonovich)

Perpetual Best and Fairest Awards**Class 1-5 Men's Wheelchair**

Jessie Chen (NSW)

Class 1-5 Women's Wheelchair

Catherine Morrow (VIC)

Class 6-10 Men's Standing

Trevor Hirth (VIC)

Class 6-10 Women's Standing

Melissa Tapper (VIC)

Class 11 Male

Sam von Einem (SA)

Class 11 Female

Kate Juillerat (QLD)

Deaf Male

Michael Louey (ACT)

Deaf Female

Louise Antonovich (VIC)

Under 18 Male

Connor Holdback (SA)

Under 18 Female

Gemma Hockey (NSW)

Kevin Coombs Junior Encouragement Award

Sasha Dansereau (NSW)

Arthur Wilks Para Athlete of the Year

Melissa Tapper (VIC)

2015 NATIONAL JUNIOR AND CADET TOP 10
TWEED HEADS, NEW SOUTH WALES; 21 MARCH – 22 MARCH

U18 Boys Singles

Gold – Dillon Chambers (VIC)
Silver – Ivan Sulfaro (VIC)
Bronze – Jake Duffy (QLD)

U18 Girls Singles

Gold – Holly Nicolas (WA)
Silver – Madeline Goodsell (TAS)
Bronze – Marsha Guseva (SA)

U15 Boys Singles

Gold – Mateo Dvorani (QLD)
Silver – Zaki Zenaidee (VIC)
Bronze – Bob Liang (NSW)

U15 Girls Singles

Gold – Rebekah Stanley (QLD)
Silver – Georgina Newton (TAS)
Bronze – Matilda Alexandersson (QLD)

2015 NATIONAL CHAMPIONSHIPS
CROYDON, VICTORIA; 4 JULY – 11 JULY

Men's Singles

Gold – William Henzell (SA)
Silver – Xin Chris Yan (NSW)
Bronze – David Powell (VIC)
Bronze – Ivan Sulfaro (VIC)

Women's Singles

Gold – Ziyu Sally Zhang (NSW)
Silver – Jian Fang Lay (VIC)
Bronze – Stephanie Xu Sang (VIC)
Bronze – Melissa Tapper (VIC)

U21 Men's Singles

Gold – Heming Hu (VIC)
Silver – Dillon Chambers (VIC)
Bronze – Erny Tsao (NSW)
Bronze – Dominic Huang (VIC)

U21 Women's Singles

Gold – Vy Bui (SA)
Silver – Holly Nicolas (WA)
Bronze – Rebekah Stanley (QLD)
Bronze – Marsha Guseva (SA)

Men's Doubles

Gold – William Henzell (SA) / David Powell (VIC)
Silver – Chamara Fernando / Heming Hu (VIC)
Bronze – Dillon Chambers / Dominic Huang (VIC)
Bronze – Luke Cosgriff (VIC) / Erny Tsao (NSW)

Women's Doubles

Gold – Michelle Beaumont (NSW) / Melissa Tapper (VIC)
Silver – Antonia Zhang (NSW) / Holly Nicolas (WA)
Bronze – Marsha Guseva (SA) / Rebekah Stanley (QLD)
Bronze – Chrysela Gracias / Denise Lim (VIC)

Mixed Open Doubles

Gold – Xin Chris Yan / Ziyu Sally Zhang (NSW)
Silver – Heming Hu / Melissa Tapper (VIC)

Bronze – David Powell (VIC) / Vy Bui (SA)
Bronze – Chamara Fernando / Lan Zhai (VIC)

U21 Men's Doubles

Gold – Heming Hu (VIC) / Erny Tsao (NSW)
Silver – Dillon Chambers / Luke Cosgriff (VIC)
Bronze – Xavier Dixon (TAS) / Ivan Sulfaro (VIC)
Bronze – Jake Duffy (QLD) / Dominic Huang (VIC)

U21 Women's Doubles

Gold – Rebekah Stanley (QLD) / Marsha Guseva (SA)
Silver – Holly Nicolas (WA) / Antonia Zhang (NSW)
Bronze – Parleen Kaur / Cindy Suy (VIC)
Bronze – Chrysela Gracias / Denise Lim (VIC)

U21 Mixed Doubles

Gold – Vy Bui (SA) / Heming Hu (VIC)
Silver – Benjamin Gould (QLD) / Marsha Guseva (SA)
Bronze – Chrysela Gracias (VIC) / Erny Tsao (NSW)
Bronze – Dillon Chambers (VIC) / Antonia Zhang (NSW)

Men's Teams

Gold – Victoria
Silver – New South Wales
Bronze – Queensland

Women's Teams

Gold – Victoria
Silver – New South Wales
Bronze – Victoria B

U21 Men's Teams

Gold – Victoria
Silver – Queensland
Bronze – New South Wales

U21 Women's Teams

Gold – Western Australia
Silver – Victoria
Bronze – Victoria B

2015 NATIONAL JUNIOR CHAMPIONSHIPS
GOLDEN GROVE, SOUTH AUSTRALIA; 26 SEPTEMBER – 3 OCTOBER

U18 Boy's Singles

Gold – Ivan Sulfaro (VIC)
Silver – Dominic Huang (VIC)
Bronze – Dillon Chambers (VIC)
Bronze – Mensur Cutahija (SA)

U18 Girl's Singles

Gold – Vanessa Tan (NSW)
Silver – Marsha Guseva (SA)
Bronze – Sarah Tan (NSW)
Bronze – Madeline Goodsell (VIC)

U18 Boy's Doubles

Gold – Rohan Dhooria (ACT) / Dominic Huang (VIC)
Silver – Dillon Chambers / Luke Cosgriff (VIC)
Bronze – Mensur Cutahija (SA) / Noah Middlemiss Sun (VIC)
Bronze – Xavier Dixon (TAS) / Ivan Sulfaro (VIC)

U18 Girl's Doubles

Gold – Sarah Tan / Vanessa Tan (NSW)
Silver – Rebekah Stanley (QLD) / Danni-Elle Townsend (NSW)
Bronze – Matilda Alexandersson (QLD) / Marsha Guseva (SA)
Bronze – Holly Nicolas / Katy Valentine (WA)

U18 Mixed Doubles

Gold – Dominic Huang (VIC) / Sarah Tan (NSW)
Silver – Benjamin Gould / Matilda Alexandersson (QLD)
Bronze – Xavier Dixon (TAS) / Madeline Goodsell (VIC)
Bronze – Luke Cosgriff (VIC) / Holly Nicolas (WA)

U15 Boy's Singles

Gold – Benjamin Gould (QLD)
Silver – Alex Lee (NSW)
Bronze – Mike Liang (NSW)
Bronze – Jay Ong (NSW)

U15 Girl's Singles

Gold – Rebekah Stanley (QLD)
Silver – Matilda Alexandersson (QLD)
Bronze – Georgina Newton (TAS)
Bronze – Katherine Li (NSW)

U15 Boy's Doubles

Gold – Benjamin Gould (QLD) / Jay Ong (NSW)
Silver – Taylan Aslan / Zaki Zenaidee (VIC)
Bronze – Ethan Lim / Nicholas Lum (VIC)
Bronze – Finn Luu / Skyy Luu (VIC)

U15 Girl's Doubles

Gold – Matilda Alexandersson (QLD) / Georgina Newton (TAS)
Silver – Rebekah Stanley (QLD) / Danni-Elle Townsend (NSW)
Bronze – Parleen Kaur / Cindy Suy (VIC)
Bronze – Sarah Kim / Rebecca Wu (NSW)

U15 Mixed Doubles

Gold – Benjamin Gould / Matilda Alexandersson (QLD)
Silver – Mateo Dvorani (QLD) / Katherine Li (NSW)
Bronze – Ethan Lim / Parleen Kaur (VIC)
Bronze – Zaki Zenaidee (VIC) / Georgina Newton (TAS)

U13 Boy's Singles

Gold – Finn Luu (VIC)
Silver – Noah Kim (NSW)
Bronze – Skyy Luu (VIC)
Bronze – Luka Harfouch (WA)

U13 Girl's Singles

Gold – Cindy Suy (VIC)
Silver – Parleen Kaur (VIC)
Bronze – Danni-Elle Townsend (NSW)
Bronze – Belinda Ai (VIC)

U13 Boy's Doubles

Gold – Finn Luu / Skyy Luu (VIC)
Silver – Noah Kim / Alex Yeung (NSW)
Bronze – Jerry Han / Roy Lin (NSW)
Bronze – Ethan Lim / Nicholas Lum (VIC)

U13 Girl's Doubles

Gold – Belinda Ai / Chermaine Quah (VIC)
Silver – Parleen Kaur / Cindy Suy (VIC)
Bronze – Phoebe Loh / Danni-Elle Townsend (NSW)
Bronze – Tahnee Green / Rebecca Tran (QLD)

U13 Mixed Doubles

Gold – Adam Masen / Danni-Elle Townsend (NSW)

Silver – Ethan Lim / Parleen Kaur (VIC)

Bronze – Skyy Luu / Belinda Ai (VIC)

Bronze – Robert Lee (WA) / Ellen Walker (VIC)

U18 Boy's Teams

Gold – Victoria

Silver – Queensland

Bronze – New South Wales

U18 Girl's Teams

Gold – New South Wales

Silver – Victoria

Bronze – Western Australia

U15 Boy's Teams

Gold – New South Wales

Silver – Victoria

Bronze – South Australia

U15 Girl's Teams

Gold – New South Wales

Silver – New South Wales B

Bronze – Victoria

U13 Boy's Teams

Gold – Victoria

Silver – New South Wales

Bronze – New South Wales B

U13 Girl's Teams

Gold – Victoria

Silver – New South Wales

Bronze – Queensland

2015 AUSTRALIAN VETERANS CHAMPIONSHIPS
CALOUNDRA, QUEENSLAND; 17 OCTOBER – 24 OCTOBER

Over 30 Women's Singles

Gold – Eriko Ito (NSW)

Silver – Helen Barnett (QLD)

Bronze – Mimi Walle (NZL)

Bronze – Joanne Shaw (NZL)

Over 30 Men's Singles

Gold – Yi-Sien Lin (NZL)

Silver – Colin Bowler (WA)

Bronze – Simon Fenwick (NZL)

Bronze – Xuyen Tran (NSW)

Over 40 Women's Singles

Gold – Joanne Shaw (NZL)

Silver – Sarah Sandley (NZL)

Bronze – Lan Zhai (VIC)

Bronze – Belgin Bennett (VIC)

Over 40 Men's Singles

Gold – Colin Bowler (WA)

Silver – Stuart Armstrong (NZL)

Bronze – Simon Fenwick (NZL)

Bronze – Craig Dye (NZL)

Over 50 Women's Singles

Gold – Lan Zhai (VIC)

Silver – Belgin Bennett (VIC)

Bronze – Joanna Ma (NSW)

Bronze – Sarah Sandley (NZL)

Over 50 Men's Singles

Gold – Wayne Heginbotham (NSW)

Silver – Paul Pinkewich (NSW)

Bronze – Craig Campbell (WA)

Bronze – Max Wellington (QLD)

Over 60 Women's Singles

Gold – Roma Chambers (VIC)

Silver – Tanya Sulimova (NZL)

Bronze – Alice Abbas (SA)

Bronze – Ivana Trnka (VIC)

Over 60 Men's Singles

Gold – Craig Campbell (WA)

Silver – Jeff Drew (WA)

Bronze – Paul Pinkewich (NSW)

Bronze – Brian Berry (VIC)

Over 65 Women's Singles

Gold – Tanya Sulimova (NZL)

Silver – Ivana Trnka (VIC)

Bronze – Dawn Derwent (SA)

Bronze – Chris Matthews (SA)

Over 65 Men's Singles

Gold – Inh Le (NSW)
 Silver – Truong Hoang (NSW)
 Bronze – Doug Pattinson (NZL)
 Bronze – Thomas Samuelsson (QLD)

Over 70 Women's Singles

Gold – Pam Tait (VIC)
 Silver – Julie Coombes (SA)
 Bronze – Margaret Gabbedy (TAS)
 Bronze – Gwenda Rapley (SA)

Over 70 Men's Singles

Gold – Inh Le (NSW)
 Silver – Mick Wright (VIC)
 Bronze – Buddy Reid (VIC)
 Bronze – Igor Klaf (VIC)

Over 75 Women's Singles

Gold – Betty Bird (SA)
 Silver – Pam Tait (VIC)
 Bronze – Patricia Anderson (TAS)
 Bronze – Gwenda Rapley (SA)

Over 75 Men's Singles

Gold – Buddy Reid (VIC)
 Silver – Igor Klaf (VIC)
 Bronze – Jurgen Kracht (SA)
 Bronze – Case De Bondt (VIC)

Over 80 Women's Singles

Gold – Betty Bird (SA)
 Silver – Prisca Rosario (VIC)
 Bronze – Beryl Godfrey (SA)
 Bronze – Elaine Edwards (NSW)

Over 80 Men's Singles

Gold – Tom Boyd (NSW)
 Silver – Kon Wong (VIC)
 Bronze – Ken Johnson (VIC)
 Bronze – Des Fitzpatrick (NSW)

Over 30 Women's Doubles

Gold – Kris Alisch/Eriko Ito (NSW)
 Silver – Sarah Sandley/Joanne Shaw (NZL)
 Bronze – Akiko Goto/Mimi Walle (NZL)
 Bronze – Helen Barnett/Bernadette Mitchell (QLD)

Over 30 Men's Doubles

Gold – Chamara Fernando (VIC)/Scott Houston (SA)
 Silver – Danny Semmler/Michael Warr (VIC)

Bronze – Walter Ly/Xuyen Tran (NSW)
 Bronze – Nick Brown/Brett Solo (NSW)

Over 40 Women's Doubles

Gold – Sarah Sandley/Joanne Shaw (NZL)
 Silver – Belgin Bennett/Lan Zhai (VIC)
 Bronze – Joanna Ma (NSW)/Tutty Tanfana (NZL)
 Bronze – Kris Alisch/Eriko Ito (NSW)

Over 40 Men's Doubles

Gold – Paul Langley/Sharad Pandit (SA)
 Silver – Chamara Fernando/Danny Semmler (VIC)
 Bronze – Colin Bowler/Greg Letts (WA)
 Bronze – Stuart Armstrong/Simon Fenwick (NZL)

Over 50 Women's Doubles

Gold – Belgin Bennett/Lan Zhai (VIC)
 Silver – Chris Little/Chris Young (NZL)
 Bronze – Vicki Carruthers/Roma Chambers (VIC)
 Bronze – Joanna Ma (NSW)/Tutty Tanfana (NZL)

Over 50 Men's Doubles

Gold – Sharad Pandit (SA)/Paul Pinkewich (NSW)
 Silver – Craig Campbell/Russell Stein (WA)
 Bronze – George Abdilla/Nghi Nguyen (SA)
 Bronze – Kevin Malyschko/Trevor Walker (SA)

Over 60 Women's Doubles

Gold – Alice Abbas/Lorraine Baker (SA)
 Silver – Roma Chambers/Ivana Trnka (VIC)
 Bronze – Lesley Gardner/Tanya Sulimova (NZL)
 Bronze – Jennifer Aduckiewicz/Carol Cowie (NSW)

Over 60 Men's Doubles

Gold – Craig Campbell/Jeff Drew (WA)
 Silver – George Abdilla (SA)/Dan Green (USA)
 Bronze – Mikhail Geller/Warren Woolcock (VIC)
 Bronze – Truong Hoang/Stephen Tai (NSW)

Over 65 Women's Doubles

Gold – Tanya Sulimova (NZL)/Ivana Trnka (VIC)
 Silver – Joylene Morgan/Rose Veerhuis (NSW)
 Bronze – Jennifer Aduckiewicz/Carol Cowie (NSW)
 Bronze – Julie Coombes/Cynthia Langley (SA)

Over 65 Men's Doubles

Gold – Inh Le (NSW)/Mick Wright (VIC)
 Silver – Truong Hoang/Stephen Tai (NSW)
 Bronze – Irwin Parker (WA)/Lubomir Valek (SVK)
 Bronze – Michael Ede/Horst Frohlich (VIC)

Over 70 Women's Doubles

Gold – Dawn Darwent/Denise Tiller (SA)
Silver – Margaret Mulcahy/Pam Tait (VIC)
Bronze – Betty Bird/Cynthia Langley (SA)
Bronze – Wendy Beaton/Gwenda Rapley (SA)

Over 70 Men's Doubles

Gold – Igor Klaf/Buddy Reid (VIC)
Silver – Inh Le (NSW)/Mick Wright (VIC)
Bronze – Wol Borkut/Case De Bondt (VIC)
Bronze – Werner Borkhardt/Col Gradwell (QLD)

Over 75 Women's Doubles

Gold – Margaret Mulcahy/Pam Tait (VIC)
Silver – Patricia Anderson (TAS)/Betty Bird (SA)
Bronze – Maralyn Dixon/Gwenda Rapley (SA)
Bronze – Beryl Godfrey/Jill Wherry (SA)

Over 75 Men's Doubles

Gold – Igor Klaf/Buddy Reid (VIC)
Silver – Wol Borkut/Case De Bondt (VIC)
Bronze – Will Kong/Kon Wong (VIC)
Bronze – Richard Ammundsen (NZL)/Fred De Bondt (VIC)

Over 80 Doubles

Gold – Arthur Harrison/Ken Johnson (VIC)
Silver – Elaine Edwards (NSW)/Brien Halpin (NZL)
Bronze – Beryl Godfrey (SA)/Bill Sheehan (VIC)
Bronze – Harold Learmonth/Karl Preuss (NSW)

Over 30 Mixed Doubles

Gold – Chamara Fernando/Lan Zhai (VIC)
Silver – Scott Houston (SA)/Belgin Bennett (VIC)
Bronze – Xuyen Tran (NSW)/Akie Yoshida (VIC)
Bronze – Simon Fenwick/Joanne Shaw (NZL)

Over 40 Mixed Doubles

Gold – Chamara Fernando/Lan Zhai (VIC)
Silver – Colin Bowler (WA)/Belgin Bennett (VIC)
Bronze – Paul Langley/Claire Langley (SA)
Bronze – Danny Semmler/Aviva Brindley (VIC)

Over 50 Mixed Doubles

Gold – Wayne Heginbotham/Joanna Ma (NSW)
Silver – Bill Robson (NSW)/Andrea McDonnell (QLD)
Bronze – Kevin Malyschko (SA)/Kayoko Govindasamy (NSW)
Bronze – Brian Berry/Roma Chambers (VIC)

Over 60 Mixed Doubles

Gold – Craig Campbell (WA)/Yvonne Fogarty (NZL)
Silver – Brian Berry/Roma Chambers (VIC)
Bronze – James Wong/Jennifer Aduckiewicz (NSW)
Bronze – Thomas Samuelsson (QLD)/Ivana Trnka (VIC)

Over 65 Mixed Doubles

Gold – Doug Pattinson/Tanya Sulimova (NZL)
Silver – Thomas Samuelsson (QLD)/Ivana Trnka (VIC)
Bronze – Mick Wright (VIC)/Val Beaver (NZL)
Bronze – Inh Le/Jennifer Aduckiewicz (NSW)

Over 70 Mixed Doubles

Gold – Inh Le (NSW)/Julie Coombes (SA)
Silver – Buddy Reid/Margaret Mulcahy (VIC)
Bronze – Mick Wright/Pam Tait (VIC)
Bronze – Werner Borkhardt (QLD)/Margaret Gabbedy (TAS)

Over 75 Mixed Doubles

Gold – Igor Klaf/Pam Tait (VIC)
Silver – Buddy Reid/Margaret Mulcahy (VIC)
Bronze – Case De Bondt/Prisca Rosario (VIC)
Bronze – Jurgen Kracht/Betty Bird (SA)

Over 40 Women's Teams

Gold – New Zealand
Silver – New South Wales
Bronze – Queensland

Over 50 Women's Teams

Gold – Victoria
Silver – New South Wales
Bronze – New Zealand

Over 60 Women's Teams

Gold – Victoria
Silver – New Zealand
Bronze – South Australia

Over 70 Women's Teams

Gold – South Australia
Silver – Tasmania
Bronze – South Australia B

Over 75 Women's Teams

Gold – South Australia
Silver – Victoria
Bronze – Victoria B

Over 80 Teams

Gold – Victoria B
Silver – Victoria
Bronze – New South Wales

Over 30 Men's Teams

Gold – New Zealand
Silver – New South Wales
Bronze – South Australia

Over 40 Men's Teams

Gold – South Australia
Silver – Victoria
Bronze – New Zealand

Over 50 Men's Teams

Gold – New South Wales

Silver – Western Australia

Bronze – Queensland

Over 60 Men's Teams

Gold – New South Wales
Silver – Victoria
Bronze – Queensland

Over 70 Men's Teams

Gold – Victoria
Silver – Queensland
Bronze – Queensland B

Over 75 Men's Teams

Gold – Victoria
Silver – Queensland
Bronze – New South Wales B

2015 NATIONAL SENIOR TOP 10

TWEED HEADS, NEW SOUTH WALES; 23 OCTOBER – 25 OCTOBER

Men

Gold – Xin Chris Yan
Silver – Wade Townsend
Bronze – William Henzell

Women

Gold – Vivian Dederko
Silver – Stephanie Sang
Bronze – Michelle Beaumont

International Results

2015 LUNENG SPORTS ITTF WORLD JUNIOR CIRCUIT AUSTRALIAN JUNIOR & CADET OPEN

TWEED HEADS, NEW SOUTH WALES; 3 APRIL – 6 APRIL

Junior Boy's Singles

Gold – Shihao Wei (CHN)
Silver – Shilun Li (CHN)
Bronze – Jaehyun An (KOR)
Bronze – Jangmok Lee (KOR)

Junior Girl's Singles

Gold – Jiaming Chao (AUS)
Silver – Mengyao Zhang (CHN)
Bronze – Jiamuwa Wu (AUS)
Bronze – Sehwa Kim (KOR)

Cadet Girl's Singles

Gold – Yuhan Ma (CHN)
Silver – Xiaoce Qin (CHN)
Bronze – Chang Wang (CHN)
Bronze – Rebekah Stanley (AUS)

Cadet Boy's Singles

Gold – Bonbon Li (CHN)
Silver – Jinho Kang (KOR)
Bronze – Jay Ong (AUS)
Bronze – Mike Liang (AUS)

Junior Girl's Doubles

Gold – Sehwa Kim / Haerim Park (KOR)
Silver – Yuhan Ma / Mengyao Zhang (CHN)
Bronze – Betty Guo (CAN) / Chia-Hsuan Lin (TPE)
Bronze – Jiaming Chao / Jiamuwa Wu (AUS)

Junior Boy's Doubles

Gold – Shilun Li / Shihao Wei (CHN)
Silver – Jaehyun an / Jangmok Lee (KOR)
Bronze – Binbin Li / Zhuangwei Li (CHN)
Bronze – Jake Duffy / Dominic Huang (AUS)

Cadet Girl's Doubles

Gold – Xiaoce Qin / Chang Wang (CHN)
Silver – Matilda Alexandersson / Rebekah Stanley (AUS)
Bronze – Grace Rosi Yee / Sally Yee (FIJ)
Bronze – Katherine Li / Georgina Newton (AUS)

Cadet Boy's Doubles

Gold – Benjamin Gould / Mike Liang (AUS)
Silver – Jay Ong / Zaki Zenaidee (AUS)
Bronze – Jinho Kang (KOR) / Young Jae Park (FIJ)
Bronze – Bob Liang / Dylan Nguyen (AUS)

Junior Girl's Teams

Gold – Korea Republic
Silver – New Zealand
Bronze – Australia A
Bronze – Australia B

Junior Boy's Teams

Gold – China
Silver – Korea Republic
Bronze – Australia A
Bronze – New Zealand

Cadet Girl's Teams

Gold – China
Silver – Australia A
Bronze – Australia B
Bronze – Fiji Islands

Cadet Boy's Teams

Gold – Australia A
Silver – Australia B
Bronze – Australia / Fiji
Bronze – Cook Islands

2015 ITTF OCEANIA CUP & OCEANIA PARA TABLE TENNIS CHAMPIONSHIPS
BENDIGO, VICTORIA; 10 APRIL – 12 APRIL

Oceania Cup Men's Singles

Gold – William Henzell (AUS)
Silver – David Powell (AUS)
Bronze – Philip Xiao (NZL)
Bronze – Kane Townsend (AUS)

Oceania Cup Women's Singles

Gold – Jian Fang Lay (AUS)
Silver – Chunli Li (NZL)
Bronze – Melveen Richmond (PYF)
Bronze – Melissa Tapper (AUS)

Pacific Cup Men's Singles

Gold – Laurent Sens (NCL)
Silver – Yoshua Shing (VAN)
Bronze – Tinihau Klouman (PYF)
Bronze – Gregoire Dossier (PYF)

Pacific Cup Women's Singles

Gold – Ornella Bouteille (NCL)
Silver – Melveen Richmond (PYF)
Bronze – Grace Rosi Yee (FIJ)
Bronze – Rachel Hsiao (PYF)

Para Champs Men's Singles Class 6-10

Gold – Barak Mizrachi (AUS)
Silver – Joel Coughlan (AUS)
Bronze – Trevor Hirth (AUS)
Bronze – Victor Kamizona (NZL)

Para Champs Teams Class 9-10

Gold – AUS (Andrea McDonnell / Jackson Meyn)
Silver – AUS (Michael Tomlinson / Larissa Gai Daveson)
Bronze – AUS / SAM (Joel Coughlan / Maggie Kolopa Aiono)

Para Champs Women's Singles Class 6-10

Gold – Melissa Tapper (AUS)
Silver – Andrea McDonnell (AUS)
Bronze – Rebecca Julian (AUS)
Bronze – Maggie Kolopa Aiono (SAM)

Para Champs Teams Class 8

Gold – NZL / AUS (Victor Kamizona / Connor Johnstone)
Silver – AUS / FIJ (James Swanbury / John Tauni Christopher)
Bronze – AUS / SAM (Barak Mizrachi / Milo Toleafoa)

Para Champs Men's Singles Class 3-5

Gold – Mark Harris (AUS)
Silver – James Goulding (NZL)
Bronze – Shaktidevan Krishnan (NZL)
Bronze – Francis Chung (FIJ)

Para Champs Teams Class 6-7

Gold – AUS (Trevor Hirth / Jake Ballestrino)
Silver – AUS (Yaser Hussaini / Connor Holdback)
Bronze – AUS (Rebecca Julian / Sy Pham)

Para Champs Women's Singles Class 3-5

Gold – Lisa Daniela Di Toro (AUS)
Silver – Merewalesi Vakacegu Roden (FIJ)
Bronze – Rosalie Turnbull (AUS)
Bronze – Akanisi Latu (FIJ)

Para Champs Teams Class 3-5

Gold – AUS / FIJ (Mark Harris / Sainimili Tuinatewa)
Silver – AUS / AUS / FIJ (Rosalie Turnbull / Lisa Daniela Di Toro / Merewalesi Vakacegu Roden)
Bronze – NZL / FIJ (James Goulding / Akanisi Latu)

2015 ITTF-OCEANIA CADET CHALLENGE
TARAWA, KIRIBATI; 12 MAY

Cadet Boy's Singles

Gold – Benjamin Gould (AUS)
Silver – Kevin Lin (NZL)
Bronze – Mateo Dvorani (AUS)

Cadet Girl's Singles

Gold – Zhiying Cheng (NZL)
Silver – Georgina Newton (AUS)
Bronze – Rebekah Stanley (AUS)

2015 ITTF-OCEANIA JUNIOR CHAMPIONSHIPS
TARAWA, KIRIBATI; 13 – 16 MAY

Junior Boy's Singles

Gold – Jake Duffy (AUS)
Silver – Dillon Chambers (AUS)
Bronze – Yang Lun Zhao (NZL)
Bronze – Kevin Lin (NZL)

Junior Girl's Singles

Gold – Rebekah Stanley (AUS)
Silver – Katherine Li (AUS)
Bronze – Zhiying Cheng (NZL)
Bronze – Georgina Newton (AUS)

Junior Boy's Doubles

Gold – Dillon Chambers / Jake Duffy (AUS)
Silver – Dean Shu / Yang Lun Zhao (NZL)
Bronze – Zakeris Gobure (NRU) / Kevin Lin (NZL)
Bronze – Rohan Dhooria / Anthony Zhao (AUS)

Junior Girl's Doubles

Gold – Zhiying Cheng / Hui-Ling Vong (NZL)
Silver – Georgina Newton / Rebekah Stanley (AUS)
Bronze – Katherine Li (AUS) / Brenda Katepu (TUV)
Bronze – Solenn Danger / Lorie La (NCL)

Junior Mixed Doubles

Gold – Jake Duffy / Rebekah Stanley (AUS)
Silver – Dillon Chambers / Georgina Newton (AUS)
Bronze – Dean Shu / Zhiying Cheng (NZL)
Bronze – Yang Lun Zhao / Hui-Ling Vong (NZL)

Cadet Boy's Singles

Gold – Benjamin Gould (AUS)
Silver – Mateo Dvorani (AUS)

Bronze – Yang Lun Zhao (NZL)
Bronze – Kevin Lin (NZL)

Cadet Girl's Singles

Gold – Hui-Ling Vong (NZL)
Silver – Zhiying Cheng (NZL)
Bronze – Rebekah Stanley (AUS)
Bronze – Georgina Newton (AUS)

Cadet Boy's Doubles

Gold – Kevin Lin / Yang Lun Zhao (NZL)
Silver – Mateo Dvorani / Benjamin Gould (AUS)
Bronze – Ronan Aubry / Remi La (NCL)
Bronze – Tauramo Mita / Iorim Taekateata (KIR)

Cadet Girl's Doubles

Gold – Zhiying Cheng / Hui-Ling Vong (NZL)
Silver – Katherine Li / Rebekah Stanley (AUS)
Bronze – Georgina Newton (AUS) / Brenda Katepu (TUV)
Bronze – Grace Rosi Yee / Sally Yee (FIJ)

Cadet Mixed Doubles

Gold – Yang Lun Zhao / Hui-Ling Vong (NZL)
Silver – Benjamin Gould / Rebekah Stanley (AUS)
Bronze – Kevin Lin / Zhiying Cheng (NZL)
Bronze – Mateo Dvorani / Katherine Li (AUS)

Junior Boy's Teams

Gold – Australia
Silver – New Zealand
Bronze – New Caledonia

Junior Girl's Teams

Gold – Australia
Silver – New Zealand
Bronze – Fiji

Cadet Boy's Teams

Gold – New Zealand

Silver – Australia

Bronze – New Caledonia

Cadet Girl's Teams

Gold – Australia
Silver – New Zealand
Bronze – Fiji

2015 SPANISH PARA OPEN

EL PRAT DE LLOBREGAT, SPAIN; 24 JUNE – 28 JUNE

Men's Teams Class 11

Gold – FRA
Silver – Sam von Einem / Rory Carroll (AUS)
Bronze – RUS
Bronze – TUR

Women's Teams Class 6-10

Gold – RUS
Silver – Melissa Tapper (AUS), Francisca del Carmen Morales Araya (CHI)
Bronze – ESP
Bronze – GRE / NOR

Men's Singles Class 11

Gold – Sam von Einem (AUS)
Silver – Lucas Edouard Creange (FRA)
Bronze – Antoine Zhao (FRA)
Bronze – Kemal Gayfullin (RUS)

Women's Singles Class 9-10

Gold – Melissa Tapper (AUS)
Silver – Olga Gorshkaleva Komleva (RUS)
Bronze – Elena Epishkina (RUS)
Bronze – Francisca del Carmen Morales Araya (CHI)

2015 THAILAND PARA OPEN

PATTAYA, THAILAND; 24 JULY – 27 JULY

Men's Class 6 Teams

Gold – Thomas Rau / Thomasz Kusiak (GER)
Silver – Trevor Hirth / Yaser Hussaini (AUS)
Bronze – Thanapong Dulayaanukij (THA) / Connor Holdback (AUS)

Men's Class 8 Teams

Gold – Arufuahirokazu Tateishi / Yoshihisa Takeda (JPN)
Silver – Aleksei Saunin (RUS) / Avelino Monteiro (NCL)
Bronze – Barak Mizrahi / Connor Johnstone (AUS)
Bronze – Lertsak Ngoenkrachang / Panupong Santaya (THA)

Men's Class 11 Teams

Gold – Sam von Einem / Rory Carroll (AUS)
Silver – Lucas Edouard Creange (FRA) / Ta Yu

Huang (TPE)

Bronze – Chung Yan Leung / Ming Fai Tsoi (HKG)

Women's Class 6-8 Teams

Gold – Josephine Medina (PHI) / Duk Ja Koh (KOR) / Siti Nor Athirah Anuar Mohd (MAS)
Silver – Rebecca Julian (AUS) / Sumalee Suangtho (THA)
Bronze – Oi Man Lam / Choi Hong U (MAC)
Bronze – Vaishnavi Sutar (IND) / Keiko Fujimoto (JPN)

Women's Class 10 Teams

Gold – Melissa Tapper / Andrea McDonnell (AUS)
Silver – Shiao Wen Tien (TPE) / Resty Hana (INA) / Nurul Nasuah Anuar Mohd (MAS)
Bronze – Chayanan Settisrikoedkun / Wachiraporn Thermoya (THA)

Men's Class 8 Singles

Gold – Aleksei Saunin (RUS)
Silver – Barak Mizrachi (AUS)
Bronze – Hiromi Sato (JPN)
Bronze – Arufuahirokazu Tateishi (JPN)

Men's Class 11 Singles

Gold – Samuel von Einem (AUS)
Silver – Lucas Edouard Creange (FRA)
Bronze – Chung Yan Leung (HKG)
Bronze – Ming Fai Tsoi (HKG)

Women's Class 6-7 Singles

Gold – Kubra Ocsoy (TUR)
Silver – Rebecca Julian (AUS)
Bronze – Choi Hong U (MAC)
Bronze – Keiko Fujimoto (JPN)

Women's Class 10 Singles

Gold – Melissa Tapper (AUS)
Silver – Andrea McDonnell (AUS)
Bronze – Shiao Wen Tian (TPE)
Bronze – Chayanan Settisrikoedkun (THA)

2015 TAICHUNG PARA OPEN
TAICHUNG, TAIPEI; 22 AUGUST – 24 AUGUST

Women's Teams Class 3-5

Gold – Thailand
Silver – Taipei
Bronze – Catherine Morrow (AUS) / Arisa Fujimori (JAP)

2015 BELGIUM PARA OPEN
SINT-NIKLAAS, BELGIUM; 31 OCTOBER – 2 NOVEMBER

Men's Teams Class 6

Gold – Trevor Hirth (AUS) / Michael Azulay (SWE)
Silver – GBR

Men's Teams Class 11

Gold – Sam von Einem (AUS) / Florian Van Acker (BEL)
Silver – FRA

Men's Singles Class 11

Gold – Florian Van Acker (BEL)
Silver – Lucas Edouard Creange (FRA)
Bronze – Sam von Einem (AUS)
Bronze – Peter Palos (HUN)

Australian Team Representatives

2015 ITTF WORLD TEAM CUP DUBAI, UAE; 8 JANUARY – 11 JANUARY

Coach

Jens Lang

Men

David Powell (VIC)
Kane Townsend (QLD)
Heming Hu (VIC)

Women

Michelle Beaumont (NSW)
Melissa Tapper (VIC)
Miao Miao (VIC)

2015 ITTF WORLD JUNIOR CIRCUIT FINALS ASUNCION, PARAGUAY; 29 JANUARY – 31 JANUARY

Boys

Erny Tsao (NSW)

2015 LUNENG SPORTS ITTF WORLD JUNIOR CIRCUIT AUSTRALIAN JUNIOR & CADET OPEN TWEED HEADS, NEW SOUTH WALES; 3 APRIL – 6 APRIL

Coaches

Jens Lang
Aleks Jakubczak
Nam Oh Ho
Bruno Levis

Boys

Anthony Zhao (NSW)
Atul Shrestha (VIC)
Benjamin Gould (QLD)
Bob Liang (NSW)
Dillon Chambers (VIC)
Dylan Nguyen (VIC)
Dominic Huang (VIC)
Finn Luu (VIC)
Ivan Sulfaro (VIC)
Jacob Moore (NT)
Jake Duffy (QLD)
Jay Ong (NSW)
Luke Cosgriff (VIC)
Mensur Cutahija (SA)
Mike Liang (NSW)

Noah Middlemiss-Sun (VIC)
Richard Wang (NSW)
Rohan Dhooria (ACT)
Skyy Luu (VIC)
Taylan Aslan (VIC)
Xavier Dixon (TAS)
Zaki Zenaidee (VIC)

Girls

Antonia Zhang (NSW)
Chrysela Gracias (VIC)
Danni-Elle Townsend (NSW)
Georgina Newton (TAS)
Holly Nicolas (WA)
Jiaming Chao (VIC)
Jiamuwa Wu (VIC)
Katherine Li (NSW)

Madeline Goodsell (TAS)
Marsha Guseva (SA)
Matilda Alexandersson (QLD)

Rebekah Stanley (QLD)
Sarah Tan (NSW)
Vanessa Tan (NSW)

2015 ITTF-OCEANIA CUP & ITTF-OCEANIA PARA TABLE TENNIS CHAMPIONSHIPS
BENDIGO, VICTORIA; 10 APRIL – 12 APRIL

Oceania Para Champs Coaches

Roger Massie
Alois Rosario
Barbara Talbot

Oceania Cup Coaches

Jens Lang
Aleks Jakubczak

Oceania Cup

Men

William Henzell (SA)
David Powell (VIC)
Kane Townsend (NSW)

Women

Jian Fang Lay (VIC)
Melissa Tapper (VIC)
Sarah Tan (NSW)

Oceania Para Champs

Men

Connor Johnstone (WA)
Sy Pham (VIC)
Mark Harris (NSW)
James Swanbury (SA)
Connor Holdback (SA)
Yaser Hussaini (SA)
Trevor Hirth (VIC)
Jake Ballestrino (VIC)
Joel Coughlan (QLD)

Jackson Meyn (QLD)
Michael Tomlinson (VIC)
Barak Mizrachi (VIC)

Women

Melissa Tapper (VIC)
Andrea McDonnell (QLD)
Rosalie Turnbull (VIC)
Rebecca Julian (VIC)
Larissa Brown (QLD)
Daniella Di Toro (VIC)

2015 ITTF WORLD CHAMPIONSHIPS
SUZHOU, CHINA; 26 APRIL – 3 MAY

Men

Heming Hu (VIC)
David Powell (VIC)
Kane Townsend (NSW)

Women

Jian Fang Lay (VIC)

2015 ITTF-OCEANIA JUNIOR EVENTS
TARAWA, KIRIBATI; 12 MAY – 16 MAY

Coaches

Nam Oh Ho
Bruno Levis

Girls

Rebekah Stanley (QLD)
Katherine Li (NSW)
Georgina Newton (TAS)

Mateo Dvorani (QLD)
Benjamin Gould (QLD)
Dillon Chambers (VIC)
Jake Duffy (QLD)
Anthony Zhao (NSW)

Boys

Rohan Dhooria (ACT)

2015 SLOVENIAN PARA OPEN
LASKO, SLOVENIA; 5 MAY – 10 MAY

Women

Rosalie Turnbull (VIC)

2015 SLOVAKIA PARA OPEN
BRATISLAVA, SLOVAKIA; 12 MAY – 17 MAY

Women

Rosalie Turnbull (VIC)

2015 BAYREUTH PARA OPEN
BAYREUTH, GERMANY; 26 MAY – 31 MAY

Women

Rosalie Turnbull (VIC)

GAC GROUP 2015 ITTF WORLD TOUR AUSTRALIA OPEN
TWEED HEADS, NEW SOUTH WALES; 3 JUNE – 7 JUNE

Coaches

Jens Lang
Aleks Jakubczak

Men

Anthony Zhao (NSW)
Benjamin Gould (QLD)
Benjamin Houghton (QLD)
Chamara Fernando (VIC)
David Powell (VIC)
Dominic Huang (VIC)
Erny Tsao (NSW)
Heming Hu (VIC)
Hyunjo Lim (NSW)
Ivan Sulfaro (VIC)
Jake Duffy (QLD)
Justin Han (NSW)
Kane Townsend (NSW)
Rohan Dhooria (ACT)
Stanley Chan (QLD)

Wade Townsend (NSW)
William Henzell (SA)
Xavier Dixon (TAS)
Xin Chris Yan (NSW)

Women

Ashley Martin (QLD)
Jiaming Chao (VIC)
Jian Fang Lay (VIC)
Lan Zhai (VIC)
Marsha Guseva (SA)
Matilda Alexandersson (QLD)
Melissa Tapper (VIC)
Michelle Beaumont (NSW)
Natahlia Werner (QLD)
Ziyu Sally Zhang (NSW)

2015 SPANISH PARA OPEN
EL PRAT DE LLOBREGAT, SPAIN; 24 JUNE – 28 JUNE

Coaches

Alois Rosario

Men

Rory Carroll (VIC)
Sam von Einem (SA)

Women

Melissa Tapper (VIC)

2015 UNIVERSITY GAMES
GWANGJU, CHINA; 3 JULY – 14 JULY

Men

Anthony Zhao (NSW)
Benjamin Taylor (VIC)

Jonathon Schubert (SA)
Phi Nguyen (SA)

2015 THAILAND PARA OPEN
PATTAYA, THAILAND; 24 JULY – 27 JULY

Coaches

Roger Massie
Alois Rosario
Larissa Brown

Men

Barak Mizrachi (VIC)
Connor Holdback (SA)
Connor Johnstone (WA)
Jake Ballestrino (VIC)
Joel Coughlan (QLD)
Mark Harris (NSW)
Rory Carroll (VIC)
Sam von Einem (SA)

Sy Pham (VIC)
Trevor Hirth (VIC)
Yaser Hussaini (SA)

Women

Andrea McDonnell (QLD)
Melissa Tapper (VIC)
Rebecca Julian (VIC)

2015 ITTF WORLD JUNIOR CIRCUIT HONG KONG JUNIOR AND CADET OPEN
HONG KONG, HONG KONG; 5 AUGUST – 9 AUGUST

Boys

Ivan Sulfaro (VIC)
Rohan Dhooria (ACT)

Girls

Jiamuwa Wu (VIC)

2015 TAICHUNG PARA OPEN
TAICHUNG, TAIPEI; 22 AUGUST – 24 AUGUST

Coaches

Keith Mundy

Women

Catherine Morrow (VIC)

2015 ITTF WORLD JUNIOR CIRCUIT KOREA JUNIOR AND CADET OPEN
CHEONGYANG, KOREA; 25 AUGUST – 29 AUGUST

Coaches

Nam Oh Ho

Rohan Dhooria (ACT)

Yonghun Lee (NSW)

Boys

Dillon Chambers (VIC)

Noah Kim (NSW)

Girls

Katherine Li (NSW)

Rebekah Stanley (QLD)

2015 KOREAN PARA OPEN
ULSAN, SOUTH KOREA; 3 SEPTEMBER – 6 SEPTEMBER

Coaches

Roger Massie

Men

Nathan Cawley (ACT)

Women

Lisa Daniela Di Toro (VIC)

2015 ITTF MEN'S WORLD CUP
HALMSTAD, SWEDEN; 16 OCTOBER – 18 OCTOBER

Men

William Henzell (SA)

GAC GROUP 2015 ITTF WORLD TOUR POLISH OPEN
WARSAW, POLAND 21 OCTOBER – 25 OCTOBER

Men

Ivan Sulfaro (VIC)

Xavier Dixon (TAS)

Women

Melissa Tapper (VIC)

2015 ITTF WORLD CADET CHALLENGE
SHARM EL-SHEIKH, EGYPT; 23 OCTOBER – 31 OCTOBER

Team Manager/Coaches

Michael Brown (AUS)
Brett Clarke (AUS)
Jessica Macaskill (NZL)

Tauramoa Miita (KIR)
Ronan Aubry (NCL)

Girls

Georgina Newton (AUS)
Zhiying Cheng (NZL)
Solenn Danger (NCL)
Sally Yee (FIJ)

Boys

Benjamin Gould (AUS)
Kevin Lin (NZL)

2015 ITTF WOMEN'S WORLD CUP
SENDAI, JAPAN; 30 OCTOBER – 1 NOVEMBER

Women

Jian Fang Lay (VIC)

2015 BELGIUM PARA OPEN
SINT-NIKLASS, BELGIUM; 31 OCTOBER 2 NOVEMBER

Coaches

Alois Rosario

Men

Sam von Einem (SA)
Trevor Hirth (VIC)

2015 HUNGARIAN JUNIOR & CADET OPEN
SZOMBATHELY, HUNGARY; 4 NOVEMBER – 8 NOVEMBER

Boys

Jake Duffy (QLD)

GAC GROUP 2015 ITTF SWEDISH OPEN
STOCKHOLM, SWEDEN; 11 NOVEMBER – 15 NOVEMBER

Men

David Powell (VIC)
Heming Hu (VIC)

Women

Melissa Tapper (VIC)

2015 HYUNDAI BENNELONG CUP
SYDNEY, NEW SOUTH WALES; 13 NOVEMBER – 15 NOVEMBER

Coaches

Paul Zhao
Peter Masen

Men

Benjamin Gould (QLD)
Trent Carter (NSW)
Wade Townsend (NSW)

Women

Fiona Zhu (NSW)
Jiaming Chao (VIC)
Michelle Beaumont (NSW)

2015 ITTF WORLD JUNIOR CHAMPIONSHIPS
VENDEE, FRANCE; 29 NOVEMBER – 6 DECEMBER

Coaches

Jens Lang
Aleks Jakubczak

Boys

Dillon Chambers (VIC)
Dominic Huang (VIC)

Ivan Sulfaro (VIC)

Jake Duffy (QLD)

Girls

Holly Nicolas (WA)
Madeline Goodsell (TAS)
Sarah Tan (NSW)
Vanessa Tan (NSW)

National Awards



Arthur Wilks Award
Para Athlete of the Year
Melissa Tapper (VIC)



Michael Szabados Award
Australian Junior Player of the Year
Dillon Chambers (VIC)



Victor Barna Award
Australian Senior Player of the Year
William Henzell (SA)



Ken Cole Award
Australian Veteran of the Year
Lan Zhai (VIC)



Fran Keyhoe Award
Australian Official of the Year
Glenn Errington (SA)

Rankings

National Able Bodied High Performance Rankings

Men		Women	
1	Chris Yan (NSW)	1	Sally Zhang (NSW)
2	William Henzell (SA)	2	Jian Fang Lay (VIC)
3	David Powell (VIC)	3	Melissa Tapper (VIC)
4	Kane Townsend (NSW)	4	Michelle Beaumont (NSW)
5	Ivan Sulfaro (VIC)	5	Stephanie Sang (VIC)
6	Wade Townsend (NSW)	6	Kai Peng (NSW)
7	Justin Han (NSW)	7	Lan Zhai (VIC)
8	Erny Tsao (NSW)	8	Vy Bui (SA)
9	Heming Hu (VIC)	9	Marsha Guseva (SA)
10	Chamara Fernando (VIC)	10	Holly Nicolas (WA)

*Not ranked due to insufficient senior results in the last 12 months; Miao Miao/VIC, Vivian Dederko/NSW, Fiona Zhu/NSW

U18 Boys		U18 Girls	
1	Dillon Chambers (VIC)	1	Madeline Goodsell (TAS)
2	Ivan Sulfaro (VIC)	2	Holly Nicolas (WA)
3	Dominic Huang (VIC)	3	Marsha Guseva (SA)
4	Luke Cosgriff (VIC)	4	Vanessa Tan (NSW)
5	Rohan Dhooria (ACT)	5	Sarah Tan (NSW)
6	Mensur Cutahija (SA)	6	Antonia Zhang (NSW)
7	Benjamin Gould (QLD)	7	Chrysela Gracias (VIC)
8	Richard Wang (NSW)	8	Rebekah Stanley (QLD)
9	Xavier Dixon (TAS)	9	Matilda Alexandersson (QLD)
10	Jacob Moore (NT)	10	Katherine Jiaxin Li (NSW)

*Not ranked due to insufficient senior results in the last 12 months; Jake Duffy/QLD

U15 Boys		U15 Girls	
1	Benjamin Gould (QLD)	1	Rebekah Stanley (QLD)
2	Alex Lee (NSW)	2	Matilda Alexandersson (QLD)
3	Mateo Dvorani (QLD)	3	Georgina Newton (TAS)
4	Bob Liang (NSW)	4	Katherine Jiaxin Li (NSW)
5	Mike Liang (NSW)	5	Danni-Elle Townsend (NSW)
6	Zaki Zenaidee (VIC)	6	Lucy Koh (NSW)
7	Jay Ong (NSW)	7	Rebecca Wu (NSW)
8	Finn Luu (VIC)	8	Christina Nguyen (VIC)
9	Liem Luong (SA)	9	Tahnee Green (QLD)
10	Hayden Green (QLD)	10	Cindy Suy (VIC)

U13 Boys		U13 Girls	
1	Finn Luu (VIC)	1	Cindy Suy (VIC)
2	Noah Kim (NSW)	2	Dani-Elle Townsend (NSW)
3	Skyy Luu (VIC)	3	Parleen Kaur (VIC)
4	Ethan Lim (VIC)	4	Belinda Ai
5	Alex Yeung (NSW)	5	Chermaine Quah (VIC)
6	Luka Harfouch (WA)	6	Ellen Walker (VIC)
7	Adam Masen (NSW)	7	Celina Un (NSW)
8	Isaiah Lee (SA)	8	Rebecca Tran (QLD)
9	Nathan Shi (VIC)	9	Serena Hu (NSW)
10	Aidan Donovan (TAS)	10	Sally Du (SA)

**As of December 2015*

Para Table Tennis Squad

Podium	Class	Podium Potential	Class
Melissa Tapper (VIC)	10	Sam von Einem (SA)	11
Developing	Class	Emerging	Class
Mark Harris (NSW)	3	Yaser Hussaini (SA)	6
Daniela Di Toro (VIC)	4	Connor Holdback (SA)	6
Trevor Hirth (VIC)	6	Nathan Cawley (ACT)	6
Rebecca Julian (VIC)	6	Sy Pham (VIC)	7
Barak Mizrachi (VIC)	8	Jake Ballestrino (VIC)	7
Nathan Pellissier (VIC)	8	Connor Johnstone (WA)	8
Andrea McDonnell (QLD)	10	Rory Carroll (VIC)	11
Joel Coughlan (QLD)	10		

**July – December 2015 Squad*

Financial Report

**TABLE TENNIS AUSTRALIA LTD
CONSOLIDATED
49 147 023 069**

**FINANCIAL REPORT
FOR THE YEAR ENDED
31 DECEMBER 2015**

**Liability limited by a scheme approved under
Professional Standards Legislation**

**TABLE TENNIS AUSTRALIA LTD
CONSOLIDATED
49 147 023 069**

CONTENTS

Directors' Report
Auditors' Independence Declaration
Income Statement
Balance Sheet
Statement of Changes in Equity
Cash Flow Statement
Notes to the Financial Statements
Directors' Declaration
Detailed Profit and Loss Statement
Auditors' Report
Detailed Profit and Loss Statement

DIRECTORS' REPORT

Your directors present their report on the company for the financial year ended 31 December 2015.

Directors

The names of the directors in office at any time during the year plus the meeting attended and eligible to attend are:

<i>Name</i>	<i>Position</i>	<i>Meetings</i>	<i>Attended</i>	<i>Notes</i>
William Goodier	President	5	5	
Barbara Talbot	Board Member	5	3	
Leonie Whiteford	Board Member	5	5	
Philip Males	Board Member	5	5	
Daniel Lee	Board Members	1	0	resigned 30/5/2015
Dennis O'Brien	Board Member	3	3	Elected 30/5/2015
Claire Montgomery	Board Member	1	1	retired 30/5/2015
Katrina Forster	Board Member	3	3	Elected 30/5/2015
David Wilson	Board Member	5	4	
Guohong (Jenny) Han	Appointed Director	5	2	
Michael Hartung	Appointed Director	1	1	Appointed 16/10/2015

Unless otherwise stated in the table above, each Director held office for the whole of the financial year. In addition to formal Board Meetings the Directors discussed and voted electronically on issues via email. Particulars of the Directors including any special responsibilities are as follows;

William Goodier

- Chairman of Table Tennis Australia Ltd
- Small business operator for 40 years
- Committee member of Wynnum Table Tennis for 30 years serving as President of that club for 16 of those years
- Served on the Board of Table Tennis Queensland for four and a half years as President
- President of Table Tennis Australia for eleven years in total. His first appointment was between 2004 and 2006 then from 2008 to the present time.
- Board Member of the Australian Commonwealth Games Association (7 years)
- Board Member Oceania Table Tennis Federation
- Director Pelican Sport Development Pty Ltd

Barbara Talbot

- Audit Committee
- Tax Accountant
- OTTF Para Table Tennis coordinator
- ITTF Para Committee delegate

Phillip Males

- International Umpire and Referee, experienced tournament controller
- Life Member of TTNSW
- Life Member of TTA
- Executive Director OTTF
- Committee member TTA URC

Leonie Whiteford

- Veterans Committee
- Courier driver
- TTNSW 16 years, Membership Protection Officer, organisers of multiple national table tennis tournaments, coach and team manager of NSW junior and youth teams

David Lindsay Wilson

- Chairman Audit Committee
- Fellow, Chartered Accountants Australia New Zealand
- Registered Company Auditor
- Fellow, Australian Institute of Company Directors
- Managing Director – Bentleys Tasmania Group
- Director – Pelican Sport Development Pty Ltd
- Director of a number of private companies
- Director of Coaching & Elite Development – Table Tennis Tasmania
- NCAS level 3 Coach (40 years coaching experience)
- Member, Tasmanian Men's Team for 13 years

Guohong (Jenny) Han

- Senior accountant for Software Company listed in UK – 8 years
- Company accountant for Medical Device Company listed in Japan - 8 years
- Senior auditor working for state government in China - 6 years

Dennis O'Brien

- Licensed Customs Broker and Retired International freight forwarder (50 years)
- TAFE teacher and University lecturer in International trade and International Logistics (35 years)
- Director of RMIT in China for 2 years
- Past President of Table Tennis NSW and previously Independent Board Member (8 years)

Katrina Forster

- Board Member TTQ 5 years
- Chairman Women in Table Tennis Subcommittee TTQ
- Treasurer Townsville Table Tennis club
- International Medical Classifier Para Table Tennis
- Director General Practice and Occupational Health medical service
- Numerous board positions in the medical field including RACGP North Queensland and SA/NT and Vice president North West Melbourne division of General Practice
- Projects Manager North West Melbourne Division of General Practice

Michael Hartung

- 10 years with the Australian Paralympic Committee (roles including Interim CEO and General Manager, Sport);
- Chef de Mission 2010 Australian Paralympic Team and Deputy Chef de Mission 2012 Australian Paralympic Team (operational role with five Paralympic campaigns);
- Association with Table Tennis Australia for over 10 years.

Company Secretary

Peter Clive Marriott is the Company's Secretary and he was Chief Executive Officer of Table Tennis Australia during the full year. Peter Marriott is a member of the Australian Institute of Company Directors and is a Commissioner for Declarations. Past experience includes Executive Director of Water Polo Queensland from 2004 – 2009 and Executive Director of Baseball Queensland between 1997 and 2002.

Key Management Personnel

Table Tennis Australia employed 8 staff during the financial year of 2015. These staff and positions are;

Peter Marriott	Chief Executive Officer
Susan Stevenson	National Development and Inclusion Manager
Jens Lang	National High Performance Manager/National Head Coach
Roger Massie	National Para Head Coach
Bonnie Elliott	National Events Manager (resigned 2/10/2015)
Ryan Wiegand	National Events Manager (appointed 29/10/2015)
Christian Holtz	Oceania Para Development Officer
Tiffany Angliss	National Development and Marketing Executive (commenced 17/8/2015)
Ara Jo	Finance Officer (resigned 10/9/2015)
Caitlin Mitchell	Finance Officer (appointed 28/9/2015)

Table Tennis Australia employed State Development Officers on a part time basis during 2015. Hours ranged from 10 hours per week to a maximum of 25 hours per week. As at the 31st December 2015 TTA employed 7 State Development Officers (NT SDO commenced in 2016)

Remuneration

Remuneration of these key management personnel fell within the below salary bands (salary bands do not include superannuation)

Salary Range	Number of Staff
\$100,000 +	0
\$80,000 - \$99,999	2
\$60,000 - \$79,999	2
\$40,000 - \$59,999	2
\$20,000 - \$39,999	1
\$0 – 19,999	8

Review of Operations

Short and Long Term Objectives

Table Tennis Australia in accordance with its Strategic Plan has identified the following priority objectives to achieve the Vision of the organisation "Lead and enable the development and promotion of Australian Table Tennis".

Short Term:

Ensure efficient and consistent governance of the sport - Strategy: Achieved through the continued review and development and adherence to National Policies, Constitution and Strategy Planning.

Improve communication with Member Associations - Strategy: Achieved through the holding of National Conferences and Presidents Teleconferences.

Increase participation and membership in the sport - Strategy: Achieved through the continued roll out of the Participation Plan designed to increase the number of AWD and CALD participants in the sport as well as improving the capacity of individual clubs to sustain participation growth in the long term. Roll out of the ASC Sporting Schools Program and employment of State Development Officers.

Improve communication and reporting capabilities of the sport - Strategy: Achieved through the continued development and roll out of the National Data Base and website system.

Long Term:

Build a High Performance framework - Strategy: Achieved through the continued development of the National domestic competition landscape, improved pathways for all elite athletes and the development of a high performance culture.

Achieve Podium results at the Paralympic Games and other Bench Mark Events - Strategy: Achieved through adherence to the Paralympic Preparation Program Technical Plan.

Achieve podium results at the Commonwealth Games and improve international standing of our athletes in other Bench Mark Events - Strategy: Achieved through adherence to the High Performance Plan.

Measurements of Success

Management, monitoring and performance measurement of the objectives of Table Tennis Australia occur through detailed operational plans and budgetary processes that are directly linked to the plans of the organisation. Actual performance is monitored quarterly by the CEO while budgetary reports are supplied to the Audit Committee to compare financial budgets to actual expenditure. Operational performance measurements of the ASC funded programs are monitored every six months by the respective program manager of the ASC along with operational staff.

Principal Activities

The principal activities of the company during the financial year were in line with the policies, regulations and by-laws of the organisation and can be categorised in four main key result areas;

1. Governance
2. Participation and Development
3. High Performance
4. Operations

The following activities were undertaken in pursuit of the 4 key result areas noted above. Continued review and updating of policies including but not limited to a review of the Membership Protection Policy (improved governance).

Continued roll out of the Participation Plan to increase participants in the CALD and AWD sectors of the community. Implementation of the Sporting Schools Program as a major element of the participation plan. 73,138 participants reported to ASC as at 31/12/2015 (increased participation in the sport).

Commencement of preparations towards the 2016 Olympic and Paralympic Games (High Performance).

Maintenance of a National Office and staff in key management areas (Operations).

Operating Result for Financial Year

The operating result as set out in the financial statements of the company for the 2015 financial year amounted to a consolidated deficit of \$54,738.87. This is the first year that the results of Table Tennis Australia Ltd and Pelican Sport Development Pty Ltd have been consolidated into one set of accounts. The operating result for the previous financial year (2014) was a surplus of \$6,045.86

Significant Changes in the State of Affairs

No significant change in the company's state of affairs occurred during the year.

Events Subsequent to the End of the Reporting Period

No matters or circumstances have arisen since the end of the financial year which significantly affected or may significantly affect the operations of the company, the results of those operations, or the state of affairs of the company in future financial years.

Environmental Regulation

The company's operations are not regulated by any significant environmental regulation under a law of the Commonwealth or of a State or Territory.

Dividends

No dividends are permitted to be paid or declared under the company constitution.

Indemnification of Officers

No indemnities have been given or insurance premiums paid, during or since the end of the financial year, for any person who is or has been an officer or auditor of the company.

Proceedings on Behalf of the Company

No person has applied for leave of court to bring proceedings on behalf of the company or intervene in any proceedings to which the company is a party for the purpose of taking responsibility on behalf of the company for all or any part of those proceedings.

The company was not a party to any such proceedings during the year.

Remuneration

As an employee of Pelican Sport Development Pty Ltd (an entity controlled by Table Tennis Australia Limited), William Goodier has received payment for management services rendered to that company. These payments are shown as consultancy fees in the audited financial report of Pelican Sport Development Pty Ltd

Members Liability

In accordance with the Constitution of the company each voting member must contribute to the company's property if the company is wound up while they are a member or within one year after their membership ceases to a maximum amount of \$20. No other member class must contribute to the company's property if the company is wound up.

Auditor's Independence Declaration

A copy of the auditor's independence declaration as required under section 307C of the Corporations Act 2001 is set out on page five.

Signed in accordance with a resolution of the Board of Directors dated: 22nd April 2016

William Goodier 

David Wilson 

**AUDITORS' INDEPENDENCE DECLARATION
UNDER SECTION 307C OF THE CORPORATIONS ACT 2001
TO THE DIRECTORS OF
TABLE TENNIS AUSTRALIA LTD**

We declare that, to the best of our knowledge and belief, during the year ended 31 December 2015 there have been:

- (i) no contraventions of the auditor independence requirements as set out in the Corporations Act 2001 in relation to the audit; and
- (ii) no contraventions of any applicable code of professional conduct in relation to the audit.

Name of Firm: Andrew G Marshall
Chartered Accountants

Name of Auditor:



Roy S Colquhoun B.Ec CA Registered Company Auditor

Address: 193 Brisbane Terrace GOODNA QLD 4300

Dated this 22nd day of April 2016

TABLE TENNIS AUSTRALIA LTD
CONSOLIDATED
49 147 023 069

INCOME STATEMENT
FOR THE YEAR ENDED 31 DECEMBER 2015

	Note	2015 \$	2014 \$
Income			
Revenue		1,575,575.00	1,330,131.43
Changes in inventories of finished goods and work in progress		(13,194.50)	8,097.99
Raw materials and consumables used		(16,198.09)	(13,161.52)
Expenditure			
Advertising expenses		(11,933.19)	(4,875.00)
Auditors' remuneration		(4,240.00)	(3,460.00)
Bad and doubtful debt expenses		-	(7,655.24)
Depreciation and amortisation expenses		(8,860.59)	(3,847.28)
Employee benefits expenses		(520,885.52)	(437,352.85)
Other expenses		(1,055,001.98)	(861,831.67)
		<u>(54,738.87)</u>	<u>6,045.86</u>
(Loss) Profit for the year	3	(54,738.87)	6,045.86
Retained earnings at the beginning of the financial year	11	<u>217,121.89</u>	<u>237,220.55</u>
Profit		<u>162,383.02</u>	<u>243,266.41</u>

The accompanying notes form part of these financial statements.

TABLE TENNIS AUSTRALIA LTD
CONSOLIDATED
49 147 023 069

BALANCE SHEET
AS AT 31 DECEMBER 2015

	Note	2015 \$	2014 \$
ASSETS			
CURRENT ASSETS			
Cash and cash equivalents	4	8,694.05	52,333.72
Trade and other receivables	5	158,542.96	198,278.84
Inventories	6	12,921.16	26,115.66
Other current assets	7	62,485.45	53,026.70
TOTAL CURRENT ASSETS		242,643.62	329,754.92
NON-CURRENT ASSETS			
Property, plant and equipment	10	71,344.36	6,988.14
TOTAL NON-CURRENT ASSETS		71,344.36	6,988.14
TOTAL ASSETS		313,987.98	336,743.06
LIABILITIES			
CURRENT LIABILITIES			
Trade and Other Payables	8	113,367.45	93,476.65
Borrowings	9	38,237.51	-
TOTAL CURRENT LIABILITIES		151,604.96	93,476.65
TOTAL LIABILITIES		151,604.96	93,476.65
NET ASSETS		162,383.02	243,266.41
EQUITY			
Retained earnings	11	162,383.02	243,266.41
TOTAL EQUITY		162,383.02	243,266.41

The accompanying notes form part of these financial statements.

**TABLE TENNIS AUSTRALIA LTD
CONSOLIDATED
49 147 023 069**

**STATEMENT OF CHANGES IN EQUITY
FOR THE YEAR ENDED 31 DECEMBER 2015**

	Note	Retained earnings \$	Total \$
Balance at 1 January 2014		237,221	237,221
Profit attributable to members		6,046	6,046
Prior year Loss Pelican Sport Development		26,145	26,145
Balance at 31 December 2014		217,121	217,121
Profit attributable to members		(54,739)	(54,739)
Balance at 31 December 2015		162,383	162,383

The accompanying notes form part of these financial statements.

TABLE TENNIS AUSTRALIA LTD
CONSOLIDATED
49 147 023 069

CASH FLOW STATEMENT
FOR THE YEAR ENDED 31 DECEMBER 2015

		2015 \$	2014 \$
CASH FLOWS FROM OPERATING ACTIVITIES			
Receipts from customers		1,614,088.69	1,445,389.06
Payments to suppliers and employees		(520,885.52)	(437,352.85)
Interest received		1,222.19	2,555.86
General administration expenses and direct expenses		(1,211,281.84)	(1,096,158.58)
Net cash provided by (used in) operating activities	12	<u>(116,856.48)</u>	<u>(85,566.51)</u>
CASH FLOWS FROM INVESTING ACTIVITIES			
Payments for plant and equipment		<u>73,216.81</u>	<u>5,603.73</u>
Net cash provided by investing activities		<u>73,216.81</u>	<u>5,603.73</u>
Net increase (decrease) in cash held		(43,639.67)	(79,962.78)
Cash at beginning of financial year		52,333.72	132,296.50
Cash at end of financial year	4	<u>8,694.05</u>	<u>52,333.72</u>

The accompanying notes form part of these financial statements.

**TABLE TENNIS AUSTRALIA LTD
CONSOLIDATED
49 147 023 069**

**NOTES TO THE FINANCIAL STATEMENTS
FOR THE YEAR ENDED 31 DECEMBER 2015**

The financial statements cover the business of TABLE TENNIS AUSTRALIA LTD CONSOLIDATED and have been prepared to meet the needs of stakeholders and to assist in the preparation of the tax return.

Comparatives are consistent with prior years, unless otherwise stated.

1 Basis of Preparation

The Company is non reporting since there are unlikely to be any users who would rely on the general purpose financial statements.

The special purpose financial statements have been prepared in accordance with the significant accounting policies described below and do not comply with any Australian Accounting Standards unless otherwise stated.

The financial statements have been prepared on an accruals basis and are based on historical costs modified, where applicable, by the measurement at fair value of selected non current assets, financial assets and financial liabilities.

Significant accounting policies adopted in the preparation of these financial statements are presented below and are consistent with prior reporting periods unless otherwise stated.

2 Summary of Significant Accounting Policies
Inventories

Inventories are measured at the lower of cost and net realisable value. Cost of inventory is determined using the first-in-first-out basis and is net of any rebates and discounts received.

Property, Plant and Equipment

Each class of property, plant and equipment is carried at cost or fair value less, where applicable, any accumulated depreciation and impairment.

Plant and equipment

Plant and equipment are measured using the cost model.

Depreciation

Property, plant and equipment excluding freehold land, is depreciated on a straight line basis over the assets useful life to the Company, commencing when the asset is ready for use.

Leased assets and leasehold improvements are amortised over the shorter of either the unexpired period of the lease or their estimated useful life.

TABLE TENNIS AUSTRALIA LTD
CONSOLIDATED
49 147 023 069

NOTES TO THE FINANCIAL STATEMENTS
FOR THE YEAR ENDED 31 DECEMBER 2015

Financial Instruments

Financial instruments are recognised initially using trade date accounting, i.e. on the date that company becomes party to the contractual provisions of the instrument.

On initial recognition, all financial instruments are measured at fair value plus transaction costs (except for instruments measured at fair value through profit or loss where transaction costs are expensed as incurred).

Loans and receivables

Loans and receivables are non-derivative financial assets with fixed or determinable payments that are not quoted in an active market. They arise principally through the provision of goods and services to customers but also incorporate other types of contractual monetary assets.

After initial recognition these are measured at amortised cost using the effective interest method, less provision for impairment. Any change in their value is recognised in profit or loss.

The company's trade and most other receivables fall into this category of financial instruments.

Significant receivables are considered for impairment on an individual asset basis when they are past due at the reporting date or when objective evidence is received that a specific counterparty will default.

The amount of the impairment is the difference between the net carrying amount and the present value of the future expected cash flows associated with the impaired receivable.

In some circumstances, the company renegotiates repayment terms with customers which may lead to changes in the timing of the payments, the company does not necessarily consider the balance to be impaired, however assessment is made on a case-by-case basis.

TABLE TENNIS AUSTRALIA LTD
CONSOLIDATED
49 147 023 069

NOTES TO THE FINANCIAL STATEMENTS
FOR THE YEAR ENDED 31 DECEMBER 2015

Available-for-sale financial assets

Available-for-sale financial assets are non-derivative financial assets that do not qualify for inclusion in any of the other categories of financial assets or which have been designated in this category. The company's available-for-sale financial assets comprise listed securities.

Purchases and sales of available-for-sale investments are recognised on settlement date.

Available-for-sale financial assets are measured at fair value, with subsequent changes in value recognised in other comprehensive income.

Gains and losses arising from financial instruments classified as available-for-sale are only recognised in profit or loss when they are sold or when the investment is impaired.

In the case of impairment or sale, any gain or loss previously recognised in equity is transferred to the profit or loss.

Available-for-sale financial assets

A significant or prolonged decline in value of an available-for-sale asset below its cost is objective evidence of impairment, in this case, the cumulative loss that has been recognised in other comprehensive income is reclassified from equity to profit or loss as a reclassification adjustment. Any subsequent increase in the value of the asset is taken directly to other comprehensive income.

Impairment of Non-Financial Assets

At the end of each reporting period the company determines whether there is an evidence of an impairment indicator for non-financial assets.

Where this indicator exists and regardless for goodwill, indefinite life intangible assets and intangible assets not yet available for use, the recoverable amount of the asset is estimated.

Where assets do not operate independently of other assets, the recoverable amount of the relevant cash-generating unit (CGU) is estimated.

The recoverable amount of an asset or CGU is the higher of the fair value less costs of disposal and the value in use. Value in use is the present value of the future cash flows expected to be derived from an asset or cash-generating unit.

Where the recoverable amount is less than the carrying amount, an impairment loss is recognised in profit or loss.

Reversal indicators are considered in subsequent periods for all assets which have suffered an impairment loss, except for goodwill.

**TABLE TENNIS AUSTRALIA LTD
CONSOLIDATED
49 147 023 069**

**NOTES TO THE FINANCIAL STATEMENTS
FOR THE YEAR ENDED 31 DECEMBER 2015**

Employee Benefits

Provision is made for the company's liability for employee benefits arising from services rendered by employees to the end of the reporting period. Employee benefits that are expected to be wholly settled within one year have been measured at the amounts expected to be paid when the liability is settled.

Employee benefits expected to be settled more than one year after the end of the reporting period have been measured at the present value of the estimated future cash outflows to be made for those benefits. In determining the liability, consideration is given to employee wage increases and the probability that the employee may satisfy vesting requirements. Cashflows are discounted using market yields on national government bonds with terms to maturity that match the expected timing of cashflows. Changes in the measurement of the liability are recognised in profit or loss.

Employee benefits are presented as current liabilities in the balance sheet if the company does not have an unconditional right to defer settlement of the liability for at least one year after the reporting date regardless of the classification of the liability for measurement purposes under AASB 119.

Cash and Cash Equivalents

Cash and cash equivalents comprises cash on hand, demand deposits and short-term investments which are readily convertible to known amounts of cash and which are subject to an insignificant risk of change in value.

TABLE TENNIS AUSTRALIA LTD
CONSOLIDATED
49 147 023 069

NOTES TO THE FINANCIAL STATEMENTS
FOR THE YEAR ENDED 31 DECEMBER 2015

Revenue and Other Income

Revenue is recognised when the business is entitled to it.

All revenue is stated net of the amount of goods and services tax (GST).

Sale of goods

Revenue is recognised on transfer of goods to the customer as this is deemed to be the point in time when risks and rewards are transferred and there is no longer any ownership or effective control over the goods.

Interest revenue

Interest revenue is recognised using the effective interest rate method.

Rendering of services

Revenue in relation to rendering of services is recognised depends on whether the outcome of the services can be measured reliably. If this is the case then the stage of completion of the services is used to determine the appropriate level of revenue to be recognised in the period. If the outcome cannot be reliably measured then revenue is recognised to the extent of expenses recognised that are recoverable.

Other income

Other income is recognised on an accruals basis when the company is entitled to it.

Goods and Services Tax (GST)

Revenues, expenses and assets are recognised net of the amount of goods and services tax (GST), except where the amount of GST incurred is not recoverable from the Australian Taxation Office (ATO).

Receivables and payables are stated inclusive of GST. The net amount of GST recoverable from, or payable to, the ATO is included as part of receivables or payables in the balance sheet.

Cash flows in the statement of cash flows are included on a gross basis and the GST components of cash flows arising from investing or financing activities which are recoverable from, or payable to, the taxation authority are classified as operating cash flows.

**TABLE TENNIS AUSTRALIA LTD
CONSOLIDATED
49 147 023 069**

**NOTES TO THE FINANCIAL STATEMENTS
FOR THE YEAR ENDED 31 DECEMBER 2015**

Comparative Amounts

Comparatives are consistent with prior years, unless otherwise stated.

Where a change in comparatives has also affected the opening retained earnings previously presented in a comparative period, an opening statement of financial position at the earliest date of the comparative period has been presented.

TABLE TENNIS AUSTRALIA LTD
CONSOLIDATED
49 147 023 069

NOTES TO THE FINANCIAL STATEMENTS
FOR THE YEAR ENDED 31 DECEMBER 2015

	2015 \$	2014 \$
3 Profit for the year		
Profit before income tax from continuing operations includes the following specific expenses:		
Expenses		
Cost of sales	29,392.59	5,063.53
Employee benefits expense:		
contributions to defined contribution superannuation funds	44,280.11	36,480.18
Depreciation of property, plant and equipment	8,860.59	3,847.28
Auditor's Remuneration - Accounting Standards	4,240.00	3,460.00
4 Cash and Cash Equivalents		
Petty Cash Imprest	258.20	364.60
Cash at Bank	-	36,333.64
Cash at Bank	0.06	12,615.18
Cash at Bank	1,185.24	3,020.30
Cash at Bank	6,167.30	-
Cash at Bank	1,083.25	-
	<u>8,694.05</u>	<u>52,333.72</u>
Reconciliation of cash		
Cash and Cash equivalents reported in the cash flow statement are reconciled to the equivalent items in the balance sheet as follows:		
Cash and cash equivalents	-	<u>52,333.72</u>
	-	<u>52,333.72</u>
5 Trade and Other Receivables		
Current		
Sundry Debtors	3,086.62	4,875.68
Trade Debtors	148,182.53	147,652.27
Amounts Receivable from Subsidiaries	-	45,750.89
Input Tax Credits	7,273.81	-
	<u>158,542.96</u>	<u>198,278.84</u>

TABLE TENNIS AUSTRALIA LTD
CONSOLIDATED
49 147 023 069

NOTES TO THE FINANCIAL STATEMENTS
FOR THE YEAR ENDED 31 DECEMBER 2015

	2015 \$	2014 \$
6 Inventories		
Current		
Stock on Hand	12,921.16	26,115.66
7 Other Non-Financial Assets		
Current		
Prepayments	62,485.45	53,026.70
8 Trade and Other Payables		
Current		
Sundry Creditors - Super	4,213.36	4,435.91
Trade Creditors	51,521.64	39,318.12
Credit Cards	4,476.93	9,058.10
Input Tax Credits	-	56.83
GST Payable	17,010.00	25,801.26
Amounts Withheld	14,146.87	5,457.86
Provision for Holiday Pay	21,998.65	9,348.57
	113,367.45	93,476.65
9 Borrowings		
Current		
Bank Overdraft	29,368.78	-
Bank Overdraft	8,868.73	-
Total current borrowings	38,237.51	-
Total borrowings	5 38,237.51	5 -

TABLE TENNIS AUSTRALIA LTD
CONSOLIDATED
49 147 023 069

NOTES TO THE FINANCIAL STATEMENTS
FOR THE YEAR ENDED 31 DECEMBER 2015

	2015 \$	2014 \$
10 Property, Plant and Equipment		
PLANT AND EQUIPMENT		
Plant and Equipment:		
At cost	88,605.95	15,389.14
Accumulated depreciation	(17,261.59)	(8,401.00)
Total Plant and Equipment	<u>71,344.36</u>	<u>6,988.14</u>
11 Retained Earnings		
Retained earnings at the beginning of the financial year		
Transferred from Table Tennis Australia Ltd	243,266.41	237,220.55
2014 Loss Pelican Sport Development Pty Ltd	(26,144.52)	
(Net loss) Net profit attributable to members of the Company	<u>(54,738.87)</u>	<u>6,045.86</u>
Retained earnings at the end of the financial year	<u>162,383.02</u>	<u>243,266.41</u>
12 Cash Flow Information		
Reconciliation of Cash Flow from Operations with Profit after Income Tax		
Profit (Loss) after income tax	<u>(116,856.48)</u>	<u>(85,566.51)</u>
	<u>(116,856.48)</u>	<u>(85,566.51)</u>
13 Change in Accounting Policy		
No changes to accounting policy have been made		
14 Company Details		
The registered office of the company is:		
TABLE TENNIS AUSTRALIA LTD		
Office 2.13 Sports House 150 Caxton Street MILTON QLD 4064		
The principal place of business is:		
Office 2.13 Sports House 150 Caxton Street MILTON QLD 4064		

**TABLE TENNIS AUSTRALIA LTD
CONSOLIDATED
49 147 023 069**

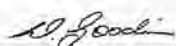
DIRECTORS' DECLARATION

The directors have determined that the company is not a reporting entity and that this special purpose financial report should be prepared in accordance with the accounting policies described in Note 1 to the financial statements.

The directors of the company declare that:

1. The financial statements and notes, as set out on pages 1 to 19, are in accordance with the Corporations Act 2001 and:
 - (a) comply with Accounting Standards as stated in Note 1; and
 - (b) give a true and fair view of the company's financial position as at 31 December 2015 and of its performance for the year ended on that date in accordance with the accounting policies described in Note 1 to the financial statements.
2. In the directors' opinion there are reasonable grounds to believe that the company will be able to pay its debts as and when they become due and payable.

This declaration is made in accordance with a resolution of the Board of Directors.

Director: 
William Goodier

Director: 
David Wilson

Dated this 22nd day of April 2016

**INDEPENDENT AUDITOR'S REPORT
TO THE MEMBERS OF TABLE TENNIS AUSTRALIA LTD
CONSOLIDATED
49 147 023 069**

Report on the Financial Report

We have audited the accompanying financial report, being a special purpose financial report, of TABLE TENNIS AUSTRALIA LTD CONSOLIDATED, which comprises the balance sheet as at 31 December 2015, and the income statement, statement of changes in equity and cash flow statement for the year then ended, notes comprising a summary of significant accounting policies and other explanatory information, and the directors' declaration.

Directors' Responsibility for the Financial Report

The directors of the company are responsible for the preparation of the financial report that gives a true and fair view in accordance with Australian Accounting Standards and the Corporations Act 2001 and for such internal control as the directors determine is necessary to enable the preparation of the financial report that gives a true and fair view and is free from material misstatement, whether due to fraud or error. In Note 1, the directors also state, in accordance with Accounting Standard AASB 101: Presentation of Financial Statements, that the financial statements comply with International Financial Reporting Standards (IFRS).

Auditors' Responsibility

Our responsibility is to express an opinion on the financial report based on our audit. We conducted our audit in accordance with Australian Auditing Standards. Those standards require that we comply with relevant ethical requirements relating to audit engagements and plan and perform the audit to obtain reasonable assurance about whether the financial report is free from material misstatement.

An audit involves performing procedures to obtain audit evidence about the amounts and disclosures in the financial report. The procedures selected depend on the auditors' judgment, including the assessment of the risks of material misstatement of the financial report, whether due to fraud or error. In making those risk assessments, the auditors consider internal control relevant to the entity's preparation of the financial report that gives a true and fair view in order to design audit procedures that are appropriate in the circumstances, but not for the purpose of expressing an opinion on the effectiveness of the entity's internal control. An audit also includes evaluating the appropriateness of accounting policies used and the reasonableness of accounting estimates made by the directors, as well as evaluating the overall presentation of the financial report.

We believe that the audit evidence we have obtained is sufficient and appropriate to provide a basis for our audit opinion.

Independent

In conducting our audit, we have complied with the independence requirements of the Corporations Act 2001. We confirm that the independence declaration required by the Corporations Act 2001, which has been given to the directors of the company, would be in the same terms if given to the directors as at the time of this auditor's report.

**INDEPENDENT AUDITOR'S REPORT
TO THE MEMBERS OF TABLE TENNIS AUSTRALIA LTD
CONSOLIDATED
49 147 023 069**

Auditors' Opinion

In our opinion:

- (a) the financial report of TABLE TENNIS AUSTRALIA LTD CONSOLIDATED is in accordance with the Corporations Act 2001, including:
 - (i) giving a true and fair view of the company's financial position as at 31 December 2015 and of its performance for the year ended on that date; and
 - (ii) complying with Australian Accounting Standards and the Corporations Regulations 2001; and
- (b) The financial report also complies with International Financial Reporting Standards as disclosed in Note 1.

Name of Firm: Andrew G Marshall
Chartered Accountants

Name of Auditor:



Roy S Colquhoun B.Ec CA Registered Company Auditor

Address: 193 Brisbane Terrace GOODNA QLD 4300

Dated this 22nd day of April 2016

TABLE TENNIS AUSTRALIA LTD
CONSOLIDATED
49 147 023 069

PROFIT AND LOSS STATEMENT
FOR THE YEAR ENDED 31 DECEMBER 2015

	2015 \$	2014 \$
INCOME		
Grants Received	1,109,926.50	1,040,172.82
Member Income	171,216.90	178,890.17
Sponsorships	227,687.97	65,310.74
Event Income	25,092.49	18,317.11
	<u>1,533,923.86</u>	<u>1,302,690.84</u>
OTHER INCOME		
Interest Received	1,222.19	2,555.86
Other Revenue	16,488.04	5,343.10
Gross (loss) profit from trading	<u>(5,451.68)</u>	<u>14,478.10</u>
	<u>12,258.55</u>	<u>22,377.06</u>
	<u>1,546,182.41</u>	<u>1,325,067.90</u>

The accompanying notes form part of these financial statements.

TABLE TENNIS AUSTRALIA LTD
CONSOLIDATED
49 147 023 069

PROFIT AND LOSS STATEMENT
FOR THE YEAR ENDED 31 DECEMBER 2015

	2015 \$	2014 \$
EXPENSES		
Advertising	11,933.19	4,875.00
Athlete Assistance & Rewards	103,723.74	136,478.19
Auditor's Remuneration	4,240.00	3,460.00
Bad Debts Written Off	-	7,655.24
Bank Charges	2,170.65	1,915.64
Consultancy Fees	180,592.66	87,345.69
Committees	3,457.18	16,652.49
Computer & Website	10,518.98	12,946.64
Depreciation	8,860.59	3,847.28
Donations	10,800.00	-
Events - Australia	249,709.51	200,785.57
Events - International	298,053.09	263,117.00
General Expenses	4,452.46	3,956.02
Insurance	40,398.84	34,994.71
Legal Costs	6,864.33	8,838.71
Meeting - National and AGM	10,871.63	13,850.39
Meeting Expenses	1,831.19	205.54
Motor Vehicle Expenses	5,022.16	-
NCAS & NOAS Expenses	7,090.37	5,958.55
Postage	12,030.18	6,131.45
Printing & Stationery	5,806.21	6,487.42
Provision for Annual Leave	12,650.08	3,748.50
Rent	7,015.58	6,388.79
Repairs & Maintenance	4,877.19	4,060.89
Resources	-	6,116.00
Stadium Hire	10,000.00	-
Staff Training & Welfare	3,579.07	11,950.24
Subscriptions	2,182.14	3,419.97
Superannuation Contributions - Employees	44,280.11	36,480.18
Telephone	19,352.07	14,047.58
Travelling Expenses	37,996.09	22,561.88
Wages	473,026.34	388,922.43
WorkCover	7,535.65	1,824.05
	<u>1,600,921.28</u>	<u>1,319,022.04</u>
(Loss) Profit before income tax	<u>(54,738.87)</u>	<u>6,045.86</u>

The accompanying notes form part of these financial statements.

State / Territories Reports

Tasmanian Table Tennis Association

President – David Nettleton

2015 was a year of mixed fortunes for table tennis in Tasmania. On the plus side, we had three junior players and five veterans listed in the National Order of Merit and four received National Rankings. Two, Maddy Goodsell and Xavier Dixon, were involved in International tournaments in France, Finland and Poland as well as Australia. This made 2015 the most successful in terms of achievement at the top level for many years.

We hosted the National Paralympic Championships early in the year, with 45 athletes from around Australia and New Zealand competing.

The Championships were hosted by the Northern Suburbs Table Tennis Club under the management of Roger Massie. It was a very successful tournament, and my congratulations go to Roger and his organising team of club members.

On the participation side of the sport we have, through Roger and Geoff Long, been working with TTA to get the Australian Sporting Schools Program up and running in the State. This got off to an inauspicious start when the SDO we appointed decided to quit before actually doing anything. So we now have as our SDO Victoria's SDO, and while we are very grateful for that it does not put us in a very good light when we cannot find a suitable person from within our State. WE also have a complementary program set up in the secondary schools that is funded by Tasmania Sport and Recreation. We shall need a lot of

support from the clubs if these programs are going to produce results.

Our playing numbers remained steady, but our tournament numbers nosedived considerably, despite our efforts to be innovative in changing formats.

We lost some significant contributors to the sport during the year. On the playing side, the aforementioned Maddy and Xavier left to further their opportunities in Victoria, and from the administration, Marshall Muller who was a go-to man when things needed to be done, and David Cramp who took charge of our annual event – the unique State League – which will, I am sure, survive the loss of its guru.

Our contribution to the National scene was again considerable with David Wilson on the TTA Board making valuable inputs, Roger Massie heavily involved with AWD in many ways, not least as coach, and the ubiquitous Maureen Sherman continuing her work on the TTA Umpires Committee.

Once again I would like to thank those at TTA who do their best to keep us informed and are prepared to help with joint programmes to ensure the best possible outcomes. If the programmes do not reach their targets it will not be the fault of those from both TTA and TTTA who are striving to make them work. It will be due to insufficient response from below.

Western Australian Table Tennis Association

State Delegate – Irwin Parker

In 2015 all of the Association Board positions were filled and all scheduled events were conducted. Membership numbers exceeded 400 for the first time. President David Cooper retired at the AGM after a table tennis administration career dating back to 1956. Tournament Director Kip Chang ran the Grand Prix and the two major championships for the Association. Affiliated clubs conducted 5 Open Tournaments and junior graded tournaments were conducted by David Brown and in his absence Irwan Budiarto.

Adrian Reeves who continued as Match Director helped maintain a healthy pennant competition and instituted a more efficient method for recording results and the keeping of player ratings. Chris Marsh continued his stellar run as Official Scorer. Linda Bell continued as Executive Director which included web site maintenance and looking after membership records. Under Linda's stewardship she continued to institute a number of changes mainly around communication (e-mail) with members and with the centre. Tjen F Joeng took over as Coaching Director with a major objective of bringing together the various coaches with a view to them working more effectively together. Level 1 and level 0 coaching accreditation course were held over the summer of 2015-16. Irwin Parker who continued as Finance Director oversaw a profit of \$2671 which was down on the 2014 profit of \$8088. The reduction was mainly due to the reduction in DSR Organisation Sustainability Program (OSP) funding and a reduced Centre profit due to the cost of extensive renovations to the canteen area. On the positive side a \$5000 increase in Centre income offset half the increase in centre costs. During the year the Board saw fit to transfer \$25,000 into the

associations centre fund which now stands at over \$52,000. Overall the Association is in a very sound financial position with current working capital (Current Assets less Current liabilities) of approximately \$57,000. Funding from the Department for Sport and Recreation was \$16000 but has been reduced to \$14,000 in 2016. Development funding from Healthway for the 2015 calendar year amounted at \$12,500. Additionally Healthway continued to provide \$2,500 sponsorship for the State Championship. Funding for 2016 calendar year has been maintained at \$15,000.

In addition to assistance with tournaments, Social and Fund Raising Director Helen Valentine and her committee were responsible for very productive fund raising activities including several sausage swizzles and raffles. These funds were used to subsidise the State Junior teams. Verona Johnston assisted with tournaments, promotional activities and with other administrative jobs and has now has her hands full as Tournament Director for the 2016 Australian Para Championships to be held in Perth in April. Western Australia competed in all national championships highlighted by the under 21 women's team (Holly Nicolas, Sherilyn Tan and Mia Zhou) retaining the national teams title and the under 18 girls team (Mia Kelly, Holly Nicolas, Katy Valentine and Mia Zhou) achieving silver. A highlight of the year was Holly Nicolas's selection in the Australian Junior team which competed in the world junior championship in Paris. The veterans won numerous medals including Colin Bowler (gold - over 40 men's singles), Craig Campbell (gold – over 60 men's singles) and Jeff Drew & Craig Campbell (over 60 Men's doubles). In the National Para Championship Connor Johnstone won a gold medal in the class 6-10 open standing doubles.

ACT Table Tennis Association

President – Bryan Harper

Membership Levels

Membership numbers at the end of 2015 were slightly less than at the same time in 2014. Despite this reduction, and although A.C.T. is the second smallest jurisdiction in terms of population; its *per capita* participation in table tennis (in terms of 'full' members) is estimated to remain the third highest of all Australian jurisdictions; and well above the participation rates of the larger States.

Activities of Board

Key activities of TTACT included overseeing the usual operational activities of competitions, seniors and junior's activities, conduct of local championships, and participation in local and inter-State events. Some of the other activities undertaken by the Board included:

- further development of documentation on some policies, procedures and position descriptions; with a view to undertake more work in this area in 2016;
- attendance at governance courses (by some Board members; & some sub-committee members);
- establishment of some new sub-committees to support the activities of TTACT;
- partnership with Table Tennis Australia for the appointment of a part-time Development Officer for A.C.T.;
- further review of options for enhancement of playing facilities; while undertaking only essential maintenance at Kingston Table Tennis Centre;
- preparation of an Asset Management Plan;

- continuing to promote table tennis at the Tuggeranong Archery Centre as an objective under the A.C.T. government funding arrangement for TTACT;
- Some further work on organising, indexing and archiving of financial records, and administrative records.

With the limitations of financial and volunteer resources in perspective, TTACT is continuing to utilise the skills and experience of our many volunteers, and to encourage and recognise this participation. Our members are aware of some active volunteers who have made significant contributions in 2015.

Sub-Committees

The Sub-Committee structure which was enhanced in 2014, was continued during 2015; and was advantageous to Board operation. Consideration will be given to the implementation of some new sub-committees in future. On behalf of members and the TTACT Board, I thank all volunteers who contributed to work on sub-committees activities during 2015.

Development Officer for A.C.T.

A Development Officer for Table Tennis in the A.C.T. was appointed in October 2015 after funding was made available by the national body Table Tennis Australia. After a recruitment process involving TTA and TTACT, Mark Ferris was appointed to the position (at 10 hours per week) for an initial period of 12 months. Activities of the position include:

- promotion of table tennis in Primary Schools (via the **Sporting Schools Program**);
- general development and promotional activities in the community, including at secondary schools and universities;

- Other activities for the promotion and increased participation in table tennis in the A.C.T.

Promotional Activities

TTACT participated in a number of promotional activities in the community during 2015, including the following:

Date	Event	Equipment/Promotion Used
28 March (Sat.)	Connect & Participate Expo; Old Bus Depot, Kingston	1 table tennis table with 1 robot; and Information Stall
18 April (Sat.)	A.C.T. Sport Expo; University of Canberra	2 tables and 1 robot
18 April (Sat.)	ANU versus TTACT teams matches	<i>(Event organised by ANU Table Tennis)</i>
18 April (Sat.)	A.C.T. Special Olympics Bowling; Belconnen	Stall promoting Para table tennis
19 April (Sun.)	A.C.T. Special Olympics Swimming	1 table; Stall promoting Para table tennis
21 May (Thur.)	Control & Choice Expo for People with Disabilities	1 table; and promotional stall
26 June (Sat.)	Radio 2XX Sports Program	Table tennis interview segment with 2 TTACT Board members, and top junior
August	Article in <i>The Canberra Times</i> Newspaper (Sport Section),	3 TTACT Veterans (Over 80's) preparing for ACT Open & Aust. Veterans Championships

	including photograph	
31 Oct. (Sat.)	Tuggeranong (Silver Lining) Festival	2 tables; and 1 robot (Tuggeranong Arts Centre)
11 Dec. (Fri.)	'Just Play' Expo for Primary Schools (held at Woden Athletics Track)	2 tables; and information pamphlets

Thanks go to the various volunteers who made the above activities possible, particularly Rosanna Horn who was actively involved in most of the promotional events.

Schools Program

The schools program was continued during 2015, largely due to the efforts of key volunteers Glenys and Keith Joliffe. The Annual Year 7 to 10 Championships were held at the Kingston Centre in August 2015 – with teams from Lyneham High School, Wanniasa High School, Daramalan College, Marist College, and Canberra High School - more teams would have competed if there had been more tables available. For the first time, this event included Athletes with a Disability (AWD) category with teams from Marist College and Black Mountain School. Special thanks go to all volunteers - Glenys and Keith Joliffe, Song Chen, Patrick Horn and Rosanna Horn and others.

TTACT will be seeking a new volunteer Schools Program Co-ordinator, and other volunteers, to help to run Schools Program activities in 2016.

AWD Program

The AWD Program was again co-ordinated and managed by Rosanna Horn with a group of dedicated volunteers – a separate report has been provided by her on the AWD Program.

We thank Rosanna and her team for their continuing work.

Junior Training and Development

Junior development and coaching continued throughout 2015, with coaches Larry Lim and Quy Cao working with several juniors over much of the year. Special thanks go to those coaches, and also to Wen Ung and Song Chen for their support of this program.

The Board aims to establish improved links with the Schools Program as a conduit for increased participation by juniors, and as a means of identifying talented junior players who may wish to receive further training and coaching.

Seniors' Group

Strong interest in social and informal competition by local senior players (over 50 years) has continued throughout the year, with significant numbers of players on three or four weekday morning and most weeks throughout 2015. In the latter half of 2015, arrangements were underway for a visit from Seniors Teams of the Kiama Table Tennis Association in 2015.

Senior players value the opportunity to continue playing a sport which they enjoy in a comfortable environment which assists them to remain active whilst maintaining social contacts.

A.C.T. Open Championships (Tuggeranong Archery Centre) 22 & 23 August 2015

- Successfully conducted; although entries were less than hoped due to a clash with a tournament in Sydney.

We will endeavour to prevent such a clash in 2016.

- Some high level players from NSW and Victoria competed
- Included events for Athletes With a Disability (AWD) – class 11 category
- Event held in Tuggeranong Archery Centre at Greenway
- Special thanks go to all volunteers, but particularly to the following:
 - **Ian Finlay** – Tournament Referee (from Table Tennis NSW)
 - **Brian Peppy** – Planning etc.;
 - **David Swanton** – Tournament Director
 - **Rob Crowdy** – planning and preparation of event Draws
 - **Rosanna Horn** – organising catering; entries, ranking for AWD events; and clean-up

Participation in Australian Championships

Australian AWD Championships (Hobart) 23 – 27 January 2015

- Patrick Horn (Class 6); and Michael Louey (Class Deaf). Both played very well.
- Special congratulations to Michael Louey who won a remarkable number of medals:
 - Gold (Men's Deaf Singles)
 - Gold (Class 11 & Deaf Doubles)
 - Silver (Class 11 & Deaf Open Men's Teams) in a combined NSW/ACT team
 - Bronze (Men's Open Standing Doubles)

Australian National Championships (Melbourne): 4 – 11 July 2015

- Men's Team: Rohan Dhooria; Quy Cao; Eric Tran

*Australian Junior Championships (Adelaide):
26 Sep. – 3 Oct. 2015*

- Under 18 Boys (President's A Team): Raj Dhooria, and Rohan Dhooria
- Under 15 Boys (President's A Team): Max Kennedy, and Jasper Marchant

Congratulations go to Rohan Dhooria in finishing 8th in the Order of Merit in the Under 18 Boys, in his first year in this age group.

*Australian Veterans' Championships
(Caloundra): 17 to 24 October 2015*

Initially, A.C.T. entered 21 players across 8 teams over a number of age groups ranging from Over 40's to Over 80's; including one Women's Team in the Over 50's group. With 4 players having to withdraw prior to the start of the championships, players in some Men's teams were re-distributed to other A.C.T. teams, and one Over 60's team and one Over 80's team were withdrawn before the championships commenced. Again, special thanks go to Glenys and Keith Joliffe for their great work in planning and managing the teams, and booking accommodation - all players greatly appreciated those organisational efforts.

*Pacific Schools Games (Adelaide): 21-29
November 2015*

For the first time, TTACT participated in this event, sending a strong team of 6 players. All played well and enjoyed competing against interstate and international junior athletes. Thanks to Wen Ung (coach) and parents for their support.

Tuggeranong Archery Centre (Greenway)

- TTACT is continuing to hire on Sunday afternoons from 1 to 4 p.m. for promoting table tennis participation (as a key outcome of the Government funding to TTACT)
- session play is attracting new players, and new members
- **Free group coaching program at Tuggeranong** – this initiative started in the latter half of 2015, and brought a much needed increase in participation to our second venue.

Awards for Volunteers

In an organisation such as Table Tennis A.C.T., volunteers are crucial to the management and operation of the Association for the benefit of members. Accordingly, TTACT has two Awards which were established some years ago to recognise each year the contribution of volunteers. It is with pleasure that I record the following award recipients:

***Volunteer of the Year (PAT KEANE
TROPHY): Sam Esposito;
and Minh To***

- **Sam Esposito** undertook the important role of Competitions Director, including convening the Competitions Sub-Committee. He also participated in training courses related to governance of a community sporting organisation.
- **Minh To** performed the role of Assistant Competitions Director, and participated as a member of the Competitions Sub-Committee. In addition, over the last 2 years he organised trophies for award

recipients for pennant competitions, and A.C.T. Closed and Open Championships.

President's Trophy:

Glenys & Keith Joliffe; Larry Lim; Quy Cao

(For outstanding contribution to TTACT)

This award in recent years has been assigned to some Board members. However, as a special recognition of sustained volunteer efforts over many years, this award for 2015 has been made to four people with outstanding volunteer contributions:

- **Glenys & Keith Joliffe:** Substantial volunteer contribution to TTACT's Schools Program for table tennis, which stimulated increased participation by junior players over many years. In addition, they managed and co-ordinated the A.C.T. Veterans Teams at National Championships over many years.
- **Larry Lim:** Substantial volunteer contribution to Junior coaching and training over several years, and on-going support for the Division 5 competition.
- **Quy Cao:** Substantial volunteer contribution to Junior coaching and training over several years, and on-going support for the Division 5 competition.

Leadership Award: Pat McGinn

(For leadership contribution to TTACT)

- **Pat McGinn:** Outstanding contribution to leadership in governance pertaining to TTACT Board business, including active participation in governance courses, and provision of advice on processes for Board meetings and business. In addition, she chaired the Facilities Sub-Committee, undertaking important work relating to short and long-term long term work for the enhancement of facilities for members.

Special Award:

Rosanna Horn; and Jan McKenzie

(For overall contribution to TTACT)

- **Rosanna Horn:** Board member (as Communication and Marketing Director); also led and Co-ordinated the AWD Program; co-ordinated and participated in various promotional events; and assisted with a variety of administrative tasks; and was Duty Officer at Tuggeranong Archery Centre on some occasions.
- **Jan McKenzie:** Finance Director; and also undertook a significant number of projects for Board business; participated in and assisted with organisation of various promotional events; and continued with process of indexing and archiving of key TTACT records and information.

Other Awards

Most Improved Player (TERRY MANSELL TROPHY):

Nathan Luu and Max Kennedy

This award recognises the most improved player based on the change in competition players' rankings over the calendar year. Junior players Nathan Luu and Max Kennedy shared in this award for most improved players over 2015.

Special Achievement Award:

Michael Louey

This award recognises special achievement in table tennis events. At the Australian National AWD Championships in January 2015, Michael attained outstanding results across several events, and gained 4 medals: - 2 Gold medals; 1 Silver Medal; and 1 Bronze Medal.

Special Achievement Award:

Rohan Dhooria

This award recognises special achievement in table tennis events. Following outstanding achievements in 2014 in the Under 15 age group; Rohan has continued with further significant results in the Under 18 age group in 2015. He finished 8th in the Order of Merit (Under 18 Boys) at the National Junior Championships; and finished in 7th Place in the National Junior & Cadet Top 10 Ranking Tournament. Rohan also achieved strong results in other State level tournaments.

In September 2015, following a review process of venues and resources, TTACT reluctantly declined an invitation by Table Tennis Australia to host the Australian National (Senior) Table Tennis Championships in 2016. This was due largely to difficulties in locating and hiring a suitable high standard venue at reasonable

cost, and difficulty in gaining a suitable funding grant for the event.

Funding from A.C.T. Government

TTACT was fortunate to receive funding from the A.C.T. Department of Sport and Recreation in 2015, and we are again thankful for this support. Recently, TTACT was also successful in obtaining a renewal of this funding for 2016. The key outputs linked to this funding in 2016 (as specified in the *Case Management Agreement*) are:

- Provide a Junior Participation Plan; and
- Promote greater use of Tuggeranong Archery Centre.

Outlook for 2016

Key activities for TTACT in 2016 are expected to focus on, and include, the following:

- seeking to expand and develop its pool of active volunteers;
- a continued emphasis on junior development;
- further work on investigation of options for improvement of player facilities and venues;
- a continued drive for improved governance and documentation of procedures; and
- Benefits are expected to arise from continuing the process of development of existing and new Sub-Committees to assist with various projects and activities for the Association.

On behalf of TTACT members, and the Board of TTACT; I sincerely wish to thank all members for their ongoing participation and support. Since taking on the role of President, I am continually reminded of the efforts of some volunteers; and hope that their contributions further inspire new volunteers to become involved.

I also wish to acknowledge the contribution of **Song Chen** for his contribution during 2015 – his efforts frequently went beyond his formal role as Centre Manager - extending too many occurrences of acting in a voluntary capacity. Special thanks are also extended to my colleagues on the TTACT Board for their valuable contributions and support over 2015, as follows (in alphabetic order):

- Bill Hawkins; Rosanna Horn; Fred Huang; Pat McGinn; and Jan McKenzie.

Table Tennis Queensland

President – Trevor Barrett

This report represents a summary of various activities involving Table Tennis Queensland, its individual members and member associations during 2015. The detailed reports in the following pages outline the numerous aspects of our organisation including membership growth, financial status, governance and successes in table tennis at various levels, both within and beyond Queensland. I am pleased to commend this report to the clubs and associations and trust that the information in the subsequent pages will enable members to see that Table Tennis Queensland is a financially healthy and active organisation aiming to meet the needs of its members.

At the outset, I would like to formally acknowledge the contributions of our Executive Officer (Jason Walsh) and Administration Manager (Karen Carruthers) during 2015. As I have said previously, the role of the Board is to determine policy, but unless the implementation of that policy is successfully driven, we will make little progress. Both Jason and Karen have contributed significantly to Table Tennis Queensland during 2015, and they frequently go beyond the bounds of their employment to

There are also many volunteers who provided valuable contributions via Sub-Committees; or as volunteers in a variety of roles – we are particularly indebted to you. This work is not only important to the Association, its members and the Board; it provides valuable experience which may be of great benefit to TTACT in the future.

ensure the success of our undertakings as an organisation.

The up-coming AGM sees the completion, as part of our succession planning, of the two year terms of several Board members, including Joe Clifton (Rockhampton), Danny Lloyd (Brisbane), Steve Mitchell (Toowoomba) and Katrina Forster (Townsville). On behalf of the membership of Table Tennis Queensland I would like to thank those retiring Board members for their contributions over the past two years and look forward to your continued association with table tennis in Queensland. In particular I would like to acknowledge the efforts over many years of Katrina Forster who will not be seeking re-election at the AGM, and we also congratulate Katrina on her appointment as a Board Member for Table Tennis Australia. I have little doubt that Katrina will continue to make a positive contribution to Australian table tennis in her new role.

In terms of membership, 2015 saw our overall numbers of registered players reaching 1710, this being a slight increase from the 2014 total of 1644 members. Within our member associations we have seen both increases and decreases in membership, no doubt for a variety of reasons within each association. To

those associations whose membership has waned, or remained at its previous level, can I urge you to again review your approaches to securing new memberships, and renew your efforts in 2016. Our membership remains predominantly male and veteran player in nature, but it is pleasing to see female players comprising about 25% of our overall membership, and hopefully this will continue to grow. With junior membership at about 17% and seniors at 10% of our total, there is also obviously a continuing need for all clubs to make increased efforts in these areas.

Membership figures for 2015 showed an increase on the previous year from 1644 to 1710. The Sunnybank Table Tennis Club has been a great new addition to our affiliated clubs. With 46 members in the first year of affiliation is a great result for the club. The Bundaberg club also saw a rise in membership on the back of their fantastic development program in place. A detailed breakdown on all clubs' membership is available on page 20 of the annual report.

Club membership decreased by one affiliation to 24, with the Table Tennis Academy Townsville & MacLagan Memorial Hall Table Tennis Association not affiliating. We welcomed the addition of the Sunnybank club to TTQ.

A special mention to the Moreton Bay Table Tennis Association, who officially opened their new home at the Centenary Lakes Sports Complex in Caboolture. The club has developed a range of new participation options for their members.

The year 2015 provided many aspects of innovation and change for Table Tennis Queensland, and I would like to highlight some specific aspects of our activities, and offer some broad discussion on the reasoning behind these developments. To this end I will

draw on some information that was provided in a recent article in Over the Net as it does, I feel, provide a good overview of our activities.

Working closely with our clubs and volunteers we expanded the number of regional events from 4 to 6. This included Brisbane, Gold Coast, Toowoomba, Cairns, Mackay & Bundaberg. The first ever state final was then held in Brisbane the day prior to the QLD Junior Championships to assist those that participated in both events. The state final was a great success with over 75% of the players that qualified attending.

We also coordinated the inaugural QLD Athletes with a Disability (AWD) Schools Championships at the Gold Coast in 2015. This event was to assist with the selection of AWD School teams to represent QLD at the PSG event. But it was also a fantastic development towards increasing the opportunities for AWD students to participate in table tennis. We had 24 students compete with all students enjoying the event. With the success of the state final and AWD event, they will both be part of our annual calendar and we will strive to continue to grow these events.

One significant outcome in 2015 was that we were able to send a squad of junior players to the Pacific School Games in Adelaide, where table tennis featured as an exhibition sport for the first time, and hopefully table tennis will be included as a sport at the PSG in future. Our squad of players was part of a 650 strong team across various sports from Queensland, and the juniors had the opportunity to play against high standard players from every other state of Australia as well as China, Macau, India and Cambodia.

A total of 16 students represented Queensland at the Pacific School Games event in Adelaide, along with three team staff members. We will now continue to work with Queensland School

Sport to expand on our Schools events across the state and strive for table tennis to be officially recognised.

We began working with Queensland School Sport (QSS) in late 2014 to develop a pathway to select a QLD Schools Table Tennis team for the first time. This meant we had to expand on the number of regional events coordinated, include a state final and an Athletes with a Disability (AWD) event. The fact this is the first time we have worked directly with Education Queensland meant we had to get it right so that we could begin the process to get Table Tennis recognised as an official sport by the QSS department.

TTQ in conjunction with the Sunshine Coast Table Tennis Club, coordinated the 2015 San-Ei Australian Veterans Championships at the Caloundra Indoor Stadium from 17-24 October. Work had begun almost three year's prior thanks to the efforts of Paul Green, Ken Hay & Tony Herbert in the early stages.

As we slowly got closer to the event the anticipated number of entries continued to grow, which added considerably to the workload of everyone involved. In total, 480 competitors played at the event, which was the largest ever National Table Tennis Championships held in Australia.

TTQ secured our first major sponsor in some time through a partnership with San-Ei and Table Tennis World. San-Ei were the major sponsors of the Australian Veterans Championships at Caloundra. We were fortunate enough to have San-Ei President, Mr Shin Miura, present at the event. We have begun working on continuing to develop our partnership and have San-Ei on board long term.

The event would not have been possible without the support of the amazing volunteers of the Sunshine Coast club. Also Paul Green,

Ken Hay, Lukas Kozak & Katie MacDonald all put a considerable amount of effort into the event. Bev and Brian James our tournament controllers, along with our great officiating team ensured the event ran exactly to plan. When Ken Cole, Chairman of the TTA Veterans Committee reflected on the event he said it was the 'best ever' Australian Veterans held, which is a testament to the time and effort everyone involved had contributed.

There were two officiating courses held in Moreton Bay and the Sunshine Coast. Will Almasi presented both and we thank him for his efforts. There were Coaching Courses offered in four locations in 2015. Our previous Coaching Director Cathy Townsend presented a Tops and Level 1 Course in Rockhampton. While our new Coaching Director, Patrick Wuertz, presented a Level 1 Course in Mackay and Brisbane. He also presented a Tops course in West Brisbane through the GAQAP program. It was fantastic to present these courses in regional areas such as Rockhampton and Mackay. It has dramatically increased their coaching workforce and their capacity for future. My thanks to all of our presenters for their efforts during 2015.

A further major achievement in 2015, was the acceptance by the Honourable Leanne Donaldson, Minister for Agriculture and Fisheries, of the role of Patron of table tennis in Queensland. Leanne is a former table tennis player herself, who readily accepted the role of Patron, and has been prominent in her attendance at various events during the year. We thank Leanne for her continuing support of our sport.

We are pleased to welcome Patrick Wuertz as our new State Director of Coaching and High Performance, and I would like to take this opportunity on behalf of the TTQ Board to thank Cathy Townsend for her efforts in this role in recent years. Patrick has a high

performance background in table tennis in Germany, and is looking forward to his new role in Queensland. We also are pleased to welcome our new State Development Officer Greg Fox, who comes to us through funding from Table Tennis Australia. TTA have employed development officers in all states to implement the new Australian Sports Commission initiative 'Sporting Schools'. Greg Fox was appointed the State Development Officer for Queensland in late 2015. TTQ would like to acknowledge and thank TTA for this fantastic opportunity.

TTQ developed a relationship with James Cook University (JCU) in 2015, through their Student Placement program. We were lucky enough to welcome Katie MacDonald to the team whilst she completed a 100 hour internship. Katie is studying Events Management and the timing of the Australian Veterans Championships at Caloundra couldn't have been better. This event was the focus of Katie's workload and she did an amazing job, going above expectations on many occasions. We will continue to work with JCU to offer students similar opportunities in the future.

In 2015 our newsletter 'Over the Net' changed frequency, from 3 to 9 editions annually. Positive feedback has been received from our members regarding the change. We will strive to keep our members more informed throughout 2016.

In the area of player achievements, 2015 again saw many successes for Queensland players. While these are outlined in more detail later in the Annual Report, I would like to make mention of a few notable performances from some of our junior players, because at the end of it all, they are the future of table tennis in this state. Early in 2015 the National Junior and Cadet Top 10 Tournaments were held at Seagulls Table Tennis Club. This is a major event in the junior's calendar and it was

pleasing to see Mateo Dvorani and Rebekah Stanley win the Cadet Singles events.

Another rapidly developing area in Queensland table tennis is in the AWD category. A team of six players represented Queensland at the 2015 Australian Para Table Tennis Championships. Larissa Brown (nee Daveson) made her debut at this competition, being given a Class 10 classification, joining Andrea McDonnell, Joel Coughlan, Jackson Meyn, Kate Juillerat and Ashley Parrott to form a small but formidable team that achieved some outstanding results for themselves and Queensland. I encourage all clubs to recognise these achievements and embrace the development of Junior and AWD table tennis in your organisations.

In areas such as support of our representative teams, support and development of our coaches, umpires and officials in terms of funding and professional development courses, in our governance and our ability to host major events, we continue to be a leader among states in Australian table tennis. We are supported in these undertakings and gratefully recognise the on-going financial support of the Queensland Government through the Department of National Parks, Sport and Racing. On behalf of all members of TTQ, I would also like to express sincere thanks to our Executive Officer (Jason Walsh), Administration Manager (Karen Carruthers), Treasurer (Joe Clifton) and other members of the Board of TTQ, for your efforts in the management of our financial affairs during 2015.

To conclude, on behalf of the Board, I would like to thank all members of Table Tennis Queensland for your contributions to our sport during the past year, and wish you all a successful and productive year in table tennis in 2016.

Table Tennis Victoria

President – Brett Sonnet

The year 2015 was a momentous one for table tennis in Victoria – there were many changes within the sport and notable achievements by players on the court.

It saw the election of Mr Brett Sonnet as the new President after a very hotly contested election. During the year TTV also saw Mr Greg Bristowe, Mrs Chrissy Jones and Mr Eddie Kocjancic elected to the Board of Directors. In the middle of the year, Ms Ana King departed as Chief Executive Officer and was duly replaced by Mr Dennis Makaling.

With the appointment of a new President, TTV underwent an immediate review of all its by-laws –this resulted in the amendment and promulgations of 18 new by-laws which regulated much of the operations of the sport in Victoria. It included the establishment of a new State Selection Panel (5 independent selectors); the creation of a new State Disciplinary Panel (5 members); and the induction of 12 players into the Hall of Fame [Senior Division], 39 players into the Hall of Fame [Junior Division] and 32 players into the Hall of Fame [Veteran Division]. This was the first time Victoria had inducted junior or veteran players into the Hall of Fame. Victoria also moved to a new information website and adopted a new ranking system for players (Ratings Central). Victoria experienced a record number of memberships for the year – registering 4218 individual members and

increasing our affiliate base to 52 clubs/associations across Victoria. This represented an increase of 4 new affiliates and 293 additional players from the previous year. Thus, TTV was able to perform strongly and return a profit of \$16,445 for the calendar year. The net equity of TTV also increased and stood at \$210,882 at the end of 2015.

Victoria performed strongly on the court with Jasmine Chao winning the Australian Open Girls Singles title – a truly magnificent achievement for a junior player. At the National Junior Championships, Victoria won the gold medal in the U/18 Boys, U/13 Boys and U/13 Girls teams' event; and individual gold medals were won by Ivan Sulfaro in the U/18 Boys singles event, Finn Luu in the U/13 Boys singles event and Cindy Suy in the U/13 Girls singles event.

At the National Senior Championships, Victoria won the gold medal in the Men's, Women's and U/21 Men's teams' event; and an individual gold medal was won by Heming Hu in the U/21 Men's singles event. Finally, at the National Veteran Championships, Victoria won the gold medal in the O/70 Men's, O/75 Men's, O/80 Men's, O/50 Women's and O/60 Women's teams event; and individual gold medals were won Buddy Reid in the O/75 singles event, Lan Zhai in the O/50 Women's singles event and Roma Chambers in the O/60 Women's singles event.

Table Tennis New South Wales

State Delegate – Ted Davis

I am pleased to present my Report on behalf of Table Tennis NSW. 2015 has been another busy and successful year for our Association and included a number of highlights.

Firstly, I am pleased to see the continued growth of our game in the Country areas of NSW. The NSW Country Championships have grown to the stage where a total of 60 teams compete. In addition we are seeing an increase in the number of country towns and cities arranging inter town competitions. In my view this is an excellent way in which to ensure members continue in our game. Secondly, I am delighted to advise we welcomed 9 new affiliates in 2015. These affiliates are a tremendous testimony to the growth of our sport and we wish all of them the best of luck in their efforts and will endeavour to provide any assistance they may require from time to time.

Thirdly, I have long been of the belief that if our game is to prosper we need designated centres available seven days a week. I am delighted to see that we now have four such centres in Sydney in the Australian Table Tennis Academy at Annangrove, the Rydalmere premises of the Austral Korean Table Tennis Association, the Gladesville premises of the Nam Ho Table Tennis Academy and the recently opened Fairfield premises of the World Table Tennis Centre. The operation of these premises will allow our game to prosper.

Fourthly, I am pleased to see the continued excellent results of our players in Australian Championships. We compete in the Australian Closed Championships which incorporates Senior and Youth events. This event is one which is not as well attended as it should be.

We need to instil in our players eligible for this event a desire to represent NSW at the highest level. We also send a large contingent of players to the Australian Junior Championships in which we performed extremely well. It is my view that these Championships should be all about participation as our junior players can experience significant improvement in one year and being selected to represent NSW can be the catalyst for this improvement. We are currently experiencing difficulties in this regard as the rules devised by Table Tennis Australia only allow a maximum of two teams from each State or Territory in each division. This has meant that we have not been in a position to encourage as many of our junior players as possible to benefit from the exposure of playing in these championships. An even larger contingent of players represented us at the Australian Veterans Championships in Caloundra. These Championships attracted a total of 479 competitors for an extremely well run tournament. Table Tennis NSW will be holding these championships in 2016 and will be working hard to ensure they are well run. Our players again did us proud in these championships. The other Australian Championships in which our players represented us well was the Australian AWD Championships held in Hobart. Incidentally this event was set down for NSW but Table Tennis Australia insisted the event must be run in January. The NSW committee determined that the heat factor involved for our players in January meant that it was not appropriate to hold the championships in NSW this time. Our AWD players are currently benefitting from the appointment of Soyeon Kim as our State AWD Coach. We are lucky to receive the services of Kim who was a coach.

Table Tennis South Australia

President – Paul Langley

2015 was a year of significant challenge for the Board, primarily from a resourcing perspective in relation to the hosting of the 2015 National Junior Championships and providing comprehensive assistance in the running of the 2015 Australian Masters Games and the 2015 Pacific School Games. Having said that, as a Table Tennis community we can be very proud of the fact that these events were successfully held and we were a major part of the success! I am pleased to report that TTSA continues to evolve and develop its governance frameworks, performance pathways, participation abilities and overall professionalism.

Participation

- TTSA worked with Table Tennis Australia (TTA) to employ a SA Sports Development Officer. This role aims to actively grow participation of the sport in South Australia through the Sporting Schools program and offers affiliates an opportunity to grow their membership base. This opportunity must be viewed as a partnership and it requires commitment at all levels to see the opportunities crystallise – one that TTA and TTSA is committed too. I encourage all affiliates to ensure they investigate this opportunity and put focus and effort to the initiative – as in the end it will benefit clubs!
- TTSA continues to support the CALD (Culturally and Linguistically Diverse) programs offered through TTA with both Brighton TT Club and Adelaide TT Club selected to run the program. TTSA will continue to advocate for our affiliates to be involved in these programs
- TTSA has undertaken a review of the winter pennant match play competition. The aim of the review was to identify improvement

opportunities for 2016 and to ensure the transparency and integrity of the competition is maintained as well as providing opportunities for the younger demographic to be involved

- TTSA has been actively engaged with non-affiliates to discuss affiliation opportunities with a lot of positive discussion occurring – this is fantastic and one that we must continually look at building upon!
- TTSA continues to have a presence at schools, both in the metropolitan and regional areas with coaching clinics and come'n' try days which resulted in over 3,000 school age children having a 'go' at Table Tennis
- TTSA's ability to identify participation numbers is continuing to grow with more and more affiliates providing this data (62,905 in 2015 [79% increase]) – this goes a long way to supporting the statement that Table Tennis has a large participation base which can help in participation grant opportunities
- School participation in events increased by 33% in the number of primary school boys teams participating and 25% increase in number of primary school girls teams participating from 2014.

Advocacy/Engagement

- TTSA continues to build on 'Table Talk' and promote and circulate this via electronic channels to the broader Table Tennis community
- TTSA continues to increase its presence on Social Media to engage with the membership base and the broader Table Tennis community

- TTSA continues to engage with various stakeholders to advocate for the sport in SA with the national federation and other stakeholders 'pushed hard' when there was a benefit to the state and the sport
- TTSA attended numerous stakeholder promotions to discuss Table Tennis and raise the awareness and profile of the sport amongst our stakeholders
- TTSA continues to have a presence at our entire metropolitan and most of our regional affiliate's tournaments – this provided us with an opportunity to engage with you, our members.

Performance Pathways

- TTSA offered Development and High Performance Squad opportunities to players as part of TTSA's pathway program. The intent of these squads is to provide periodical training to players to further develop their games to a higher level.
- Results at National Championships by the various SA teams and individuals (across all age groups) were excellent with the results constantly improving year on year [29% increase in total number of gold, silver and bronze medals for Team Events from 2014 and a 6% increase in total number of gold, silver and bronze medals for Individuals Events from 2014]
- This is a great achievement by all parties involved, and in relation to the juniors, is a testament to the Development and High Performance structures that TTSA has implemented as well as the coaching structures in place
- Officiating Hours increased by 42 hours from 2014 with an increase from 2013 of 119 hours

- Number of Officials increased to 18 officials accredited (up 2 from 2014 and 8 since 2013) with 2 new National Umpires accredited (19 years since last accreditation)
- Tournament Participation increased by 38% from 2013 (18% since 2014).

Governance Frameworks

- TTSA undertook a material review of its governance policies and procedures. This resulted in new policies being introduced that lift the bar as far as the responsibilities of Board members governing the sport. All of these policies are made available to all affiliates which negates our affiliates having to develop their own – a material benefit of affiliation.
- TTSA also achieved ongoing compliance with the Child Safe Compliance requirements and provided umbrella protection to all of its affiliates. This also is a major benefit of affiliation, because without it, clubs and officials are at risk if they do not have child safe policies, procedures and checks in place.

Moving Forward

2016 promises to be a year of further change – if we as a sport do not evolve and keep challenging ourselves we will become irrelevant – the Board is committed to not allowing this to happen.

The Board will continue to focus on increasing our participation capabilities, enhancing and building upon pathways for athletes, officials and administrators as well as engaging with affiliates (and non-affiliates) to ensure there is ongoing communication.

In closing, I would like to thank the Board of TTSA, all of the volunteers and the affiliates for their support in 2015 and I look forward to the continued support in 2016.

Table Tennis Northern Territory

State Delegate – Graham Symonds

The last year has been a very active year at both the NT and club level.

The TTNT board approved a strategy to grow table tennis in the NT involving a number of elements.

PT Development Officer Position

TTNT added funding for 10 hrs/week to the 10 hrs/week funded by TTA with Sporting Schools funding and employed a PT Development Officer from January 2016.

Sporting Schools

10 schools have so far committed to picking up table tennis under Sporting Schools in 2016. We are targeting at least another 3 schools this year. TTNT sees this program as a good way to get table tennis equipment into schools, promote TOPS coaching training for school sports coordinators, and to introduce more children to table tennis. The challenge will be to devise a “conversion” strategy to transition some of these children into the club environment.

Both Darwin and Alice Springs clubs have signed up as Sporting Schools coaching providers and both clubs have increased the

coaching resources available during school hours to meet demand.

Growing Membership

TTNT are using the Development Officer position to endeavour to establish new clubs in 2016 at Palmerston (Darwin) and at Katherine.


Other avenues being pursued to increase and broaden membership include establishing an AWD program in Darwin, a particular effort to engage indigenous children in table tennis, and promoting social table tennis through the Darwin City Council “Healthy Darwin” program.

Better Promotion of Table Tennis

TTNT has changed its name, approved a new constitution and a new logo and is developing a much improved website.

Participation in National Competitions

TTNT teams participated in the National Junior Championships in Adelaide, the National Veterans Championships on the Gold Coast and in the Pacific School Games in 2015. This year Alice Springs is hosting the 2016 Junior Nationals.




Address	Table Tennis Australia Ltd Office 2.13 Sports House 150 Caxton Street Milton QLD 4064
Telephone	07 3369 4999
Email	ao@tabletennis.org.au
Website	www.tabletennis.org.au

Acknowledgements

TTA wishes to thank:



AUSTRALIAN
OLYMPIC
COMMITTEE



AUSTRALIAN
PARALYMPIC
COMMITTEE



Australian Government
Australian Sports Commission



Nutraceuticals

